

FURNITURE COLLECTION

2025 EDITION



Everything you need.
None of the hassle.



Maxim Office Group is an Australian-owned education sector specialist, providing schools with unparalleled service through our industry experienced team for over 30 years. The company is still owned by its founder - Andrew Dunn and his 2 sons, who have a solid team behind them who are passionate about improving learning spaces.

Maxim begins operations as Maxim Paper House in St Marys NSW; a paper supplier for NSW Government departments including health, education, TAFE and police.

Maxim secures its first office fitout order, supplying 30 workstations with screens, seating and pedestals for a growing winery business.

Maxim begins supplying and installing Autex Acoustic Solutions, later becoming a distributor in 2020.

Maxim becomes Sebel's authorised distributor across the entire state of Victoria.

Maxim joins the panel of suppliers for the Victorian DoE Schools Office & Education Furniture ITS01 Contract.

1992

1997

2008

2014

2016

2021

2022

2023

2024

Opened a small office furniture showroom, catering to local businesses.

Moved national distribution operations to Melbourne to achieve cost savings in importation and distribution.

Maxim produces the first edition of its comprehensive Furniture Catalogue.

Maxim Office Group is prequalified under SCM0256 for general construction works up to \$1 million in NSW.

Fitted out a regional NSW High School with furniture for 21 classrooms.



CONTENTS

Classrooms 4

Seating	5
Desks & Tables	14
Soft Furnishing	30
Rugs	42
Storage	44
Totes & Bag Storage	46
Whiteboards	52
Acoustic Linings	55
Teachers Desks	58
Teachers Chairs	62
IT	64

Staffrooms & Meeting Rooms 70

Meeting Tables	71
Chairs	77
Conference Tables	79
Coffee Tables	83
Whiteboards	85
Pinboards & Dividers	87
Storage	91
Faculty Lounges	92
Faculty Coffee Tables	94
Faculty Desks & Tables	96
Faculty Seating	107
Faculty Storage	111
Faculty Whiteboards	113

Admin & Office 116

Office Desks	117
Office Chairs	122
Stools	128
Chair Mats	129
Reception & Visitor Seating	130
Reception & Visitor Lounges	135
Coffee Tables	138
Reception Counters	140
Office Storage	141
Sick Bay	147

Libraries & Breakout Spaces 148

Soft Furnishing	149
Seating	163
Mobile Storage	166
Totes	170
Rugs	173
Desks & Tables	175
Acoustic Linings	183
Sensory Furniture	187

School Halls & Exam Rooms 190

Exam Desks	191
Seating	193
Lecterns	196
Event Tables	197

Lockers & Storage 198

Lockers	199
Planters	202
Storage	203
Totes & Bag Storage	209



INSTALLATION
SERVICE AVAILABLE



ASSEMBLY
SERVICE AVAILABLE



QUALITY
PRODUCTS



CUSTOM MADE
SOLUTIONS AVAILABLE



FREE GROUND
FLOOR DELIVERY



FULL TIME
DELIVERY DRIVERS



ON-GOING SUPPORT
& SERVICE

Freight Policy

All furniture in this catalogue is delivered free to ground floor to locations in Sydney Metro, Riverina, Central West, ACT and Melbourne Metro. For delivery to all other states or regional areas, a quote for freight will be provided.

Disclaimer

Colour swatches for various products are presented throughout this catalogue and are intended as an approximate guide only. Actual colours may vary. Variations in product photography, print process and monitor calibration can affect how colours are represented. Physical swatches available on request.

CLASSROOMS





Postura® Max Chair

Ergonomically designed and engineered for the classroom.

Loved by over 11,000 schools and more than 5 million students since its creation, the Postura® Max is one of the biggest selling classroom chairs in the world.

Proudly over engineered to be the best, the Postura® Max is today's favourite member of the Postura® family, due to its six additional features that make it seriously comfortable and ultradurable. Students don't want to sit on anything else.



Features

- ▶ Superior pressure support curves, IPR (Ischial-Pressure-Release System).
- ▶ Extra large lumbar air ventilation in the backrest.
- ▶ New flexing air bridge supporting the chair.
- ▶ Anti-rocking system, designed to resist rocking backwards.
- ▶ The single-injection moulded polypropylene design is made for durability.
- ▶ Anti-static polypropylene stays cleaner for longer and is easy to clean.
- ▶ Stacks up to a recommended 12 chairs on the floor (size 6 equals 1870mm high).
- ▶ Stacked chairs can easily be moved using the Postura® Trolley.

Dimensions

Chair	Dot Colour	Seat Height
Postura® Max Size 2	Purple	310mm
Postura® Max Size 3	Yellow	350mm
Postura® Max Size 4	Red	380mm
Postura® Max Size 5	Green	430mm
Postura® Max Size 6	Blue	460mm

Colour Options



(*Not available for size 2)





Recycled Postura® Max Chair

A responsible school chair that moves the dial on sustainability.

We took our best-selling school chair Postura® Max and remade it with postconsumer recycled plastic from Australia to create awareness around the excessive production of throwaway plastic and present a practical solution – one school chair at a time.

Recycled Postura® Max is the same iconic, robust school chair with one big difference – it is made from post-consumer recycled plastic. When you choose Recycled Postura® Max, you get the same clever research, genuine science, and serious quality with a 20-year warranty.

It is a school chair for environmentally conscious school leaders who want to move the dial and make sustainable choices for their schools, students, and the wider community.



Dimensions

Chair	Weight		Width	Depth	Height
Postura® Max 3	2.8kg	Overall	425mm	425mm	640mm
		Seat	340mm	325mm	350mm
Postura® Max 4	3kg	Overall	435mm	445mm	662mm
		Seat	340mm	325mm	380mm
Postura® Max 5	3.5kg	Overall	480mm	490mm	765mm
		Seat	375mm	395mm	430mm
Postura® Max 6	3.9kg	Overall	480mm	510mm	790mm
		Seat	375mm	395mm	460mm



Stacked chairs can easily be moved using the Postura® Trolley.

Features

- ▶ Made with post-consumer recycled plastic. Post-consumer recycled plastic makes up around 97.5% of the material composition and gives the chair a subtle speckled finish.
- ▶ Complies with the certification requirements of AS/NZS 4688 level 5.
- ▶ Extra-large lumbar air ventilation in the backrest.
- ▶ New flexing air bridge supporting the chair.
- ▶ Anti-rocking system, designed to resist rocking backward.
- ▶ The single injection moulded polypropylene design is made for durability.
- ▶ Anti-static polypropylene stays cleaner for longer and is easier to clean
- ▶ Stacks up to a recommended 12 chairs on the floor (size 6 equals 1870mm high).



Postura® Plus Gaslift Chair

Designed for comfort and style.

Created with senior students and adults in mind, the Gaslift task chair has been ergonomically designed to be ultradurable and seriously comfortable for sitting for long periods of time.

Perfect for teachers, or any meeting room, the durable shell and strong five-point base with castors will ensure that these chairs stand up to the rigours of constant use.



Dimensions

Chair		Width	Depth	Height
Postura® Plus Gaslift	Overall	600mm	600mm	720mm - 920mm
	Seat	600mm	600mm	420mm - 560mm

Features

- ▶ Proudly Australian made.
- ▶ Perfect lumbar position for sitting for long periods of time.
- ▶ Sturdy one-piece gas injection moulded shell with soft upholstered seat pad.
- ▶ Back ventilation suitable for warm climates.
- ▶ Easy to clean, anti-static polypropylene stays cleaner and looks better longer.
- ▶ 20 year warranty on chair shell.

Colour Options





Postura® Plus Stool Sled Base

Perfect for tiered, interactive and collaborative learning environments.

Australia’s number one student chair, Postura®, is also offered as a stool. Designed with ergonomics and durability in mind, the Postura® Plus Sled Base Stool is a simple yet stylish solution for modern learning environments.

The Postura® Plus Sled Base Stool teams up perfectly with benches in Libraries, Science Labs and Classrooms. They’re ideal for tiered learning environments to encourage collaboration, and the premium polypropylene shell and strong fully welded steel frame will ensure that these stools stand up to the rigours of constant use.




Dimensions

Seat Height	Width	Depth	Overall Height
650mm	510mm	525mm	1005mm
750mm	510mm	525mm	1105mm

Options

Available with two floor glide options: Black Rubber for hard surfaces such as concrete, laminate and tiles, or Clear Polycarbonate for soft surfaces such as carpet.



Features

- ▶ Ergonomic and comfortable.
- ▶ Perfect lumbar position for sitting for long periods of time.
- ▶ The ultimate stool for durability and versatility.
- ▶ The larger Postura® Plus shell offers a seat suitable for senior students and adults alike.
- ▶ Sturdy one-piece gas injection moulded shell.
- ▶ Back ventilation is suitable for warm climates.
- ▶ Easy to clean, anti-static polypropylene stays cleaner and looks better longer.
- ▶ Lightweight, allowing students to move around with ease.
- ▶ Stacks up to five stools high for easy storage.

Colour Options





Postura® Focus Stool Sled Base

Ergonomically designed for school to university students.

Designed with ergonomics and durability in mind, the Postura® Focus Sled Base Stool is a simple yet stylish solution for modern learning environments.

Part of our most popular Postura® range, the Focus Stool is backed by the same science and engineering. The strong welded steel frame and highly-durable polypropylene seat provide maximum support, while the sled base adds an extra element of stability.

Finishing touches like the chip-resistant coating, built in bag hook and sturdy footrest are just a few of the details that set this stool apart from the rest.



Dimensions

Seat Height	Width	Depth	Overall Height
500mm	480mm	500mm	560mm
650mm	490mm	550mm	710mm

Options

Available with two floor glide options: Black Rubber for hard surfaces such as concrete, laminate and tiles, or Clear Polycarbonate for soft surfaces such as carpet.



Black Rubber
Glides

Clear
Polycarbonate
Glides

Features

- ▶ Two size offerings cater for both Primary and Secondary School students.
- ▶ Bag hook under the seat for efficient storage.
- ▶ Welded steel frame finished in chip-resistant powdercoat.
- ▶ Seat manufactured from easy to clean and highly durable polypropylene.
- ▶ Stain and UV resistant seat.
- ▶ Frame design is wider at the base, offering additional stability for the user.
- ▶ Stacks up to three stools high for easy storage.

Colour Options





Cosmic Stool

A fun and practical addition to any space.

A lightweight, minimalist design with a 360° footrest, the Cosmic Stool is the perfect seating solution for collaborative tables and benches.

Featuring a durable polypropylene seat and strong steel frame, the Cosmic Stool is lightweight, effortless to clean and has been tested to withstand anything you can throw at it! The added feature of a 360° footrest adds another level of comfort and postural support - and we know that comfort is key when it comes to the classroom.



Dimensions

Width	Depth	Height
399mm	399mm	505mm
399mm	399mm	605mm
496mm	496mm	655mm

Options

Available in three seat heights.



Features

- ▶ Multi-directional seat with continuous 360° footrest.
- ▶ Welded steel frame for strength and durability, finished in chip resistant powdercoat.
- ▶ Manufactured from easy to clean, highly durable polypropylene.
- ▶ Stain and UV resistant polypropylene seat.

Colour Options





Rosa Stool

Flexible classroom or office seating, suitable for any age. Easy to move - groups active sitting, flexible and free sitting experience. Find your natural sitting postures, exercise when sitting. Manufactured from ABS with soft PVC infill.

Dimensions

Seat Height	Width	Depth
330mm	380mm	380mm
380mm	380mm	380mm
430mm	380mm	380mm

Colour Options



Tik Tok Stool

With its curved and maneuverable base, the Tik Tok stool allows the user to rock in all directions, promoting healthy seating by improving core body strength and encouraging mobility. 400mm and 500mm seat heights. 2 colour options standard.

Dimensions

Seat Height	Width	Depth
400mm	300mm	300mm
500mm	300mm	300mm

Colour Options






Jari ActivStool

Jari means movement. It is impossible to actually sit on a Jari Stool, no lying back, no slouching and definitely no sitting still. With a rotating convex base Jari forms one leg of a stable tripod, your own legs provide the other two parts. That means you are constantly flexing, adjusting and moving; the ideal way to stay focussed and concentrate.

The coolest thing about Jari Stools is that it's gas height adjustable. That means it fits a huge range of students and just about any application. Height adjustment 40cm - 50cm (approx.)

Colour Options



Ned Stool

Perfect for tiered, interactive and collaborative learning environments.

The Ned stool is the perfect companion for students. Not only is it robust and durable, it's also lightweight and stackable, making it easy to move around the classroom, library or breakout space.

Tried and tested, the Ned stool can handle the tough love from kids, both indoors and outdoors. Ned is stacks of fun wherever and however kids learn. The stool is a trusted buddy that can go anywhere with students and teachers, depending on the activity they're doing.



Features

- ▶ Made from Post Consumer Recycled (PCR) plastic
- ▶ Lightweight material, making it easily stackable
- ▶ Footrest cutout for students to sit comfortably
- ▶ Grab handle which allows for it to be easily moved around the room
- ▶ Made from UV-stabilised polypropylene, great for outdoor use.

Colour Options



Dimensions

Seat Height	Width	Depth	Overall Height
430mm	395mm	435mm	430mm

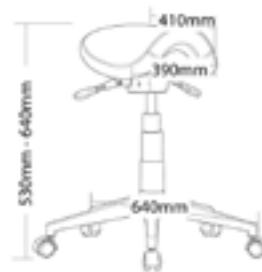


CAD Industrial Stool

Features

- ▶ Black PU Saddle seat
- ▶ Adjustable seat height and angle
- ▶ Optional drafting kit
- ▶ 640mm black nylon base with nylon castors
- ▶ Minor assembly required
- ▶ 5-year warranty
- ▶ 120kg weight limit

Dimensions

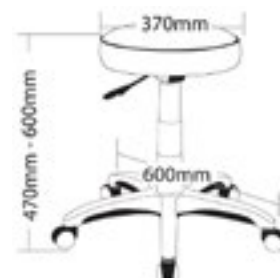


State Industrial Stool

Features

- ▶ Adjustable seat height
- ▶ Optional drafting kit
- ▶ 600mm black nylon base with nylon castors
- ▶ Range of vinyl and fabric options
- ▶ Suitable for indoor use
- ▶ 5-year warranty
- ▶ 120kg weight limit

Dimensions





Twist'n'Lock Height Adjustable Desks

Create brilliant collaborative spaces using the cleverly designed pin-less leg table system.

The simple yet brilliant Twist'n'Lock pin-less leg design makes adjusting table heights a breeze, plus they are seriously engineered to be ultradurable and long lasting.

Twist'n'Lock table shapes are designed with flexibility and functionality in mind. Combine the different shapes for endless configurations that enhance the space in your classroom.

Features

- The Twist'n'Lock range offers versatile shapes to create a variety of settings suitable for your specific learning modality.
- Sebel Performance Edge – Tamper-resistant injection moulded polypropylene edge.
- High performance lockable castors allow a space to be reconfigured with ease.
- Reinforced polypropylene legs deliver ultra strength and durability.
- Pin-less leg system means no more broken pins.
- Patented adjustment grooves allows fast and easy adjustment.
- Six adjustable heights (from 520mm to 760mm) increase classroom flexibility.
- Lifetime warranty on Performance Edge top.



Options

- ▶ All Twist'n'Lock tables are available with a traditional rigid edge.
- ▶ Certain Twist'n'Lock tables can be optionally supplied with Performance Edge tapered edging. Performance Edge reduces pressure on students' forearms caused by leaning and writing, making them the most comfortable tables around. Plus, they are highly durable and resistant to vandalism.
- ▶ All Twist'n'Lock tables can be optioned with a dry-erase writable tabletop, perfect for collaborative learning, group discussion and teacher-led activities. With their easy to write on and wipe off surface, teachers and students love them.
- ▶ Square and Rectangle Twist'n'Lock tables are now also available with under-desk storage drawers.

Combine shapes to enhance your space.

Twist'n'Lock table shapes are designed with flexibility and functionality in mind. Combine the different shapes for endless configurations that enhance the space in your classroom. Mix colours to invite fun and vibrancy into your space and match with Postura Max Chairs.

Colour Options

Rigid Edge Top Colours



Rigid Edge Tops are self-edged, i.e. the edge colour will match the chosen tabletop colour.

Performance Edge Top



Performance Edge Colours (with White Writeable Top only)



Frame



Leg Colours





Twist'n'Lock Square Table

Dimensions

Width	Depth	Table Heights (mm)
600mm	600mm	520, 580, 630, 680, 720, 760

Options

- ▶ Product pictured with optional Performance Edge, writeable top and single-drawer storage. See **pages 14-15** for further information.



Twist'n'Lock Rectangle Table

Dimensions

Width	Depth	Table Heights (mm)
1200mm	600mm	520, 580, 630, 680, 720, 760

Options

- ▶ Product pictured with optional Performance Edge. Writeable tabletop and double-drawer storage options also available. See **pages 14-15** for further information.



Twist'n'Lock Stingray Table

Dimensions

Width	Depth	Table Heights (mm)
1020mm	775mm	520, 580, 630, 680, 720, 760

Options

- ▶ Performance Edge not available on this table.
See **pages 14-15** for further information.



Twist'n'Lock Trapezoid Table

Dimensions

Width	Depth	Table Heights (mm)
1200mm	600mm	520, 580, 630, 680, 720, 760

Options

- ▶ Performance Edge not available on this table.
See **pages 14-15** for further information.



Twist'n'Lock Round Table

Dimensions

Width	Depth	Table Heights (mm)
1050mm	1050mm	520, 580, 630, 680, 720, 760

Options

- ▶ Performance Edge not available on this table.
See **pages 14-15** for further information.



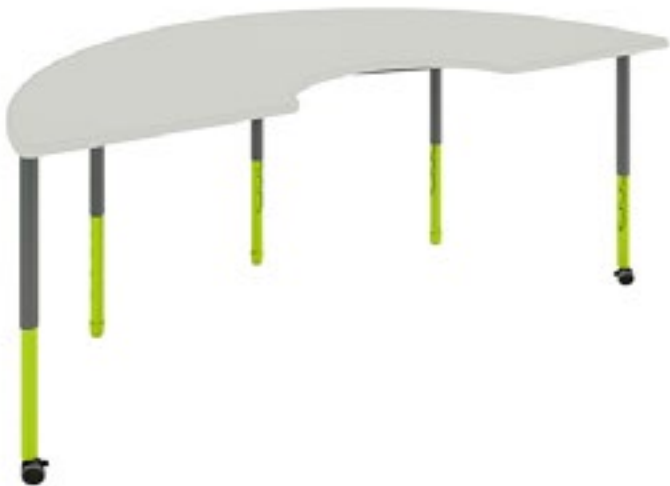
Twist'n'Lock Dome Table

Dimensions

Width	Depth	Table Heights (mm)
1200mm	600mm	520, 580, 630, 680, 720, 760

Options

- ▶ Product pictured with optional writeable top. Performance Edge not available on this table. See **pages 14-15** for further information.



Twist'n'Lock Semi Table

Dimensions

Width	Depth	Table Heights (mm)
1800mm	900mm	520, 580, 630, 680, 720, 760

Options

- ▶ Performance Edge not available on this table. See **pages 14-15** for further information.



Create-A-Table Range



The Create-A-Table range of student tables and desks are perfect for student group collaboration when formed into clusters. Its minimalist style offers both aesthetic appeal and stability.

Available in a range of options suitable for almost any requirement, Create-A-Tables have been built to perform under any circumstance. Featuring steel frames that offer stability and don't interfere with users chairs, and with easy-to-clean surfaces, it's ideal for classrooms, common rooms, meeting rooms, libraries and general conference areas.

Features

- ▶ Steel four legged frames offer stability without interference to chairs or people.
- ▶ Multiple table top shapes available to fit any space or room configuration.
- ▶ Easy to clean laminate tops with Rigid Edge or Performance Edge options.
- ▶ Lifetime warranty on Performance Edge top.

Options

- ▶ Available with glides on all 4 legs or castors on 1/2 legs.
- ▶ All Create-A-Tables are available with a traditional rigid edge.
- ▶ Certain Create-A-Tables can be optionally supplied with Performance Edge tapered edging. Performance Edge reduces pressure on students' forearms caused by leaning and writing, making them the most comfortable tables around. Plus, they are highly durable and resistant to vandalism.
- ▶ All Create-A-Tables can be optioned with a dry-erase writeable tabletop, perfect for collaborative learning, group discussion and teacher-led activities. With their easy to write on and wipe off surface, teachers and students love them.

Colour Options

Rigid Edge Top Colours



Rigid Edge Tops are self-edged, i.e. the edge colour will match the chosen tabletop colour.

Performance Edge Top



Performance Edge Colours (with White Writeable Top only)






Create-A-Table Square

Dimensions

Width	Depth	Table Heights (mm)
600mm	600mm	535, 580, 630, 680, 720

Options

- ▶ Product pictured with Rigid Edge. Performance Edge option available. See **page 19** for further information.



Create-A-Table Rectangle

Dimensions

Width	Depth	Table Heights (mm)
750mm	600mm	720
1200mm	600mm	535, 580, 630, 680, 720

Options

- ▶ Product pictured with optional Performance Edge and writeable top. Castors available. See **page 19** for further information.



Create-A-Table Single

Dimensions

Width	Depth	Table Heights (mm)
750mm	685mm	720

Options

- ▶ Performance Edge not available on this table. Pictured with castors (4 leg glides available). See **page 19** for further information.



Create-A-Table Double

Dimensions

Width	Depth	Table Heights (mm)
1370mm	685mm	720

Options

- ▶ Performance Edge not available on this table. Castors available. See **page 19** for further information.



Create-A-Table Round

Dimensions

Width	Depth	Table Heights (mm)
1200mm	1200mm	720

Options

- ▶ Performance Edge not available on this table. Pictured with castors (4 leg glides available). See **page 19** for further information.



Create-A-Table Dome

Dimensions

Width	Depth	Table Heights (mm)
1370mm	900mm	720

Options

- ▶ Performance Edge not available on this table. Castors available. See **page 19** for further information.



Create-A-Table Stingray

Dimensions

Width	Depth	Table Heights (mm)
1170mm	890mm	720

Options

- ▶ Performance Edge not available on this table. Castors available. See **page 19** for further information.



Create-A-Bench

Sit or stand at this versatile bench.

Featuring a fully welded inset steel frame, the design of the Create-A-Bench offers maximum stability without interfering with stools or people standing around the table. The generous 1200mm length and raised 900mm height enables flexible use - perfect for informal stand up meetings or group learning in the classroom.



Dimensions

Width	Depth	Height
1200mm	600mm	900mm

Colour Options

Rigid Edge Top Colours



Frame



Rigid Edge Tops are self-edged, i.e. the edge colour will match the chosen tabletop colour.

Features

- ▶ Fully welded four legged steel frame.
- ▶ Inset T-bar ensures stability without interference to stools or people.
- ▶ Easy to clean laminate tops.
- ▶ Writeable Top option, perfect for brainstorming and collaborative sessions.



Dimensions

Width	Depth	Height
1200mm	1200mm	400mm or 720mm

Colour Options

Tabletop

Oyster Grey

Frame

Warm Grey



Dimensions

Width	Depth	Height	Distance Between Legs
1500mm	900mm	900mm	1370mm

Colour Options

Rigid Edge Top Colours

Sublime Teak

Oyster Grey

Polar White

White Writeable

Frame

Warm Grey

Rigid Edge Tops are self-edged, i.e. the edge colour will match the chosen tabletop colour.

Create-A-STEAM Table

Ideal for art, craft and creative learning.

STEAM learning in the classroom is a breeze with this purpose built table. Perfect for integrating scientific, mathematic, and problem-solving skills into Primary and Secondary lessons.

The Create-A-STEAM Table is designed for hands on activities. All the bases of safety and practical use have been covered with this task-centric table. Available in a kneeling or sitting height, the STEAM table features a sizeable central storage tray for equipment, highly durable top surface and a raised steel lip around the perimeter to prevent anything rolling off.

Features

- ▶ Available in 400mm kneeling height or 720mm high for juniors standing or perched on stools.
- ▶ Easy to clean 18mm low pressure laminate tabletop for added durability.
- ▶ Sturdy fully welded square tube steel frame.
- ▶ 10mm raised lip to stop items falling off the table.
- ▶ Mobile with four high quality castors, two lockable, allowing for easy manoeuvrability and stability.
- ▶ Centrally located white Sebel storage tray fixed beneath the table.

Create-A-Space Bench

Versatile and practical, the Create-A-Space Bench is an ideal addition to classrooms, meeting rooms and libraries.

Designed to sit or stand at, this 900mm high-set bench is fitted with lockable castors so you can re-arrange them often as you like. The inset all welded steel frame offers stability without interfering with stools, plus the overhang detail of the tabletop means more space and more people!



Features

- ▶ All welded four legged steel frame offers stability without interference to chairs and people.
- ▶ Easy to clean laminate top.
- ▶ Writeable Top option, perfect for brainstorming and collaborative sessions.
- ▶ Durable lockable castors allow for easy movement.



Smart Table

Flexible and versatile to accommodate classroom needs.

Designed to work with the Smart Softies and Smart Bookcases to create library and classroom settings or used on their own.

Enhance your working environment with the durable and functional Smart Tables. Featuring lockable castors and an optional writeable surface, this versatile table design is ideal for universities, libraries, classrooms, and meeting rooms.

For use
with Smart
Softies and
Book Cases



Features

- ▶ Writeable surface option available.
- ▶ Durable structural board with an easy-to-clean laminated top finish.
- ▶ Modular – works as standalone or with the Smart Softies range to complete a group setting.
- ▶ Durable lockable castors make the tables easy to reconfigure.
- ▶ Steel frame offers stability and maximised leg space without interfering with chairs and users.
- ▶ Large sized tabletop allowing for optimised working area.

Colour Options

Rigid Edge Top Colours



Frame



Rigid Edge Tops are self-edged, i.e. the edge colour will match the chosen tabletop colour.

Smart Table Rectangle

Dimensions

Width	Depth	Height
1200mm	600mm	720mm or 900mm

Smart Table Curved

Dimensions

Width	Depth	Height
1629mm	600mm	720mm or 900mm

Adjustable T Leg Tables

One table, five heights.

A table to suit all needs! Adjustable to 5 heights and an ergonomic design that makes it a comfortable classroom solution for students of all ages.

Features

- ▶ Light-weight for easy manoeuvrability with excellent stability and durability.
- ▶ All welded steel frame with a durable powdercoat.
- ▶ Sturdy, height adjustable frame.
- ▶ 10 year warranty on Performance Edge top.



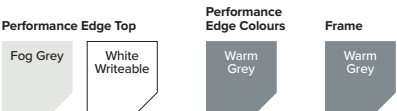
Options

- ▶ Adjustable T Leg Tables are available with a traditional rigid edge or can be optionally supplied with Performance Edge tapered edging. Performance Edge reduces pressure on students' forearms caused by leaning and writing, making them the most comfortable tables around. Plus, they are highly durable and resistant to vandalism.
- ▶ Optional dry-erase writeable tabletop.
- ▶ Optional under-desk storage drawers.

Colour Options



Rigid Edge Tops are self-edged, i.e. the edge colour will match the chosen tabletop colour.



Adjustable T Leg Table Rectangle

Dimensions

Width	Depth	Table Heights (mm)
1200mm	600mm	490, 550, 610, 670, 730

Options

- ▶ Pictured with optional under-desk storage drawers.

Adjustable T Leg Table Square

Dimensions

Width	Depth	Table Heights (mm)
600mm	600mm	490, 550, 610, 670, 730

Options

- ▶ Pictured with optional Performance Edge and under-desk storage drawer.

C Leg Tables

Engineered and designed for the modern student.

The carefully considered features of the C Leg Square Table is what makes this work station stand out above the rest. Enjoy a large working space for laptops, optional drawers for personal storage, durable chip-resistant powder coat finish and a sleek design that can be easily configured into rows or clusters.

Features

- ▶ Light-weight for easy manoeuvrability with excellent stability and durability.
- ▶ All welded steel frame with a durable powdercoat.
- ▶ Open frame design allows rows to be placed together into clusters for collaborative learning or use as a stand-alone table.



Options

- ▶ C Leg Tables are available with a traditional rigid edge or can be optionally supplied with Performance Edge tapered edging. Performance Edge reduces pressure on students' forearms caused by leaning and writing, making them the most comfortable tables around. Plus, they are highly durable and resistant to vandalism.
- ▶ Optional dry-erase writeable tabletop.
- ▶ Optional under-desk storage drawers.

Colour Options

Rigid Edge Top Colours



Rigid Edge Tops are self-edged, i.e. the edge colour will match the chosen tabletop colour.

Performance Edge Top



Performance Edge Colours



Frame



C Leg Table Rectangle

Dimensions

Width	Depth	Table Heights (mm)
1200mm	600mm	490, 550, 610, 670, 730

C Leg Table Square

Dimensions

Width	Depth	Table Heights (mm)
600mm	600mm	650, 680, 720

Options

- ▶ Pictured with optional Performance Edge and under-desk storage drawer.



Massey Desk Range

Colour Options



The Massey range of essential student desks combines durability, functionality, and affordability.

Features durable, easy to clean laminate tabletops with matching ABS edging on a sturdy steel frame. Mix and match individual desk shapes and tabletop colours to create colourful and engaging learning zones.

Options

- ▶ The Massey range is highly customisable to order.
- ▶ Square tube steel, fixed-height legs are standard across the range. Height-adjustable square or round legs are optionally available.
- ▶ Heavy duty castors option available on some desks.



Square Student Desk

Dimensions

Width	Depth	Height
600mm	600mm	720mm



Rectangle Student Desk

Dimensions

Width	Depth	Height
1200mm	600mm	720mm



Half-Round Student Desk

Dimensions

Width	Depth	Height
1200mm	600mm	713mm

Pictured as a combined set of 2 desks.



Clover Height Adjustable Desk

Dimensions

Width	Depth	Height
1200mm	1200mm	Adjustable

Stools not included, shown for decorative purposes only.



Half Donut Guided Reading Table

Dimensions

Width	Depth	Height
1800mm	900mm	713mm

Pictured as a combined set of 2 desks.



Tri Table

Dimensions

Width	Depth	Height
1015mm	960mm	713mm

Pictured as a combined set of 3 desks.



Flag 13 Table

Height-adjustable or fixed

Dimensions

Width	Depth	Height
1385mm	753mm	713mm (fixed)
1385mm	753mm	Adjustable



Half Flag 13 Table

Height-adjustable or fixed

Dimensions

Width	Depth	Height
715mm	753mm	713mm (fixed)
715mm	753mm	Adjustable



Half Circle Flag 13 Table

Height-adjustable or fixed

Dimensions

Width	Depth	Height
1340mm	711mm	713mm (fixed)
1340mm	711mm	Adjustable



Apple 1200 Collaborative Table

Dimensions

Width	Depth	Height
1200mm	1200mm	713mm



Quadrant Table

Height-adjustable or fixed

Dimensions

Radius	Cutout	Height
1000mm	400mm	713mm (fixed)
1000mm	400mm	Adjustable

Pictured as a combined set of 4 desks. Ottomans not included, shown for decorative purposes only.



Round Student Desk

Dimensions

Width	Depth	Height
1200mm	1200mm	713mm



Crescent Table

Dimensions

Width	Depth	Height
1800mm	1200mm	Adjustable

Pictured with optional castors.



Carrel Desk

Dimensions

Width	Depth	Height
900mm	600mm	720mm Tabletop + 450mm Curved Sides

Smart Softies

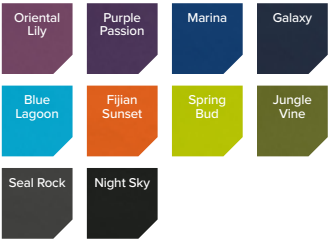
Perfect for libraries, break out spaces and resource centres.

Smart Softies Ottomans and Lounges can integrate perfectly within a classroom and allow smaller breakout spaces for collaboration.


Get creative and configure these modular soft furnishings in clusters for collaborative group learning or separate them for quiet thinking.

Colour Options

Vinyl Finishes - Paskal Pacifica



Fabric Finishes - Warwick Beachcomber



Smart Softies Astral Lounge

The Astral Lounge was designed to add comfort, colour and fun to just about any space. Purposefully fitted with angled backrest for greater comfort and support, it will be a welcome addition to your libraries, study zones and staff areas. Pairing two Bloc Lounges with a classroom table, or transform empty hallways into purposeful waiting areas.



Features

- ▶ Structure is built with Sebel patented Eco-Struts made from 100% recycled polypropylene and manufactured in Australia, creating sturdy yet light-weight pieces.
- ▶ Base heel relief for a sleeker look and less scuffing.
- ▶ Angled backrest for greater comfort, superior ergonomics and support.
- ▶ Completed with high quality dual-density foam padding, CNC cut timber panels, strong Eco-Struts and heavy-duty castors.
- ▶ Easily configure into numerous collaborative and individual settings with heavy-duty castors with rear locking brakes for easy placement

Dimensions

Width	Depth	Seat Height	Overall Height
820mm	705mm	430mm	715mm

Options

- ▶ Seat backs are available in different textiles from the seat.



Smart Softies Orbit Ottoman

Better for the planet, and your classroom.

Use this cleverly designed Ottoman as a place for students to gather around and write, read or converse. With its generous size and the option of a Writeable Top, the Orbit Ottoman is more than just a place to sit!

The Orbit Ottoman is more than just a great-look soft seating option. Made with high-quality dual-density foam padding and planet-friendly 100% recycled eco-struts, it also comes with a writeable surface option! Available in a wide range of durable woven fabrics or easy-to-clean vinyls, the Orbit is the perfect addition to any library, waiting area or breakout space.



Features

- ▶ Available in two widths; 1200mm or 1800mm.
- ▶ Also available in Low Back or High Back Lounge options.
- ▶ Smart Softies™ Bloc Ottomans and Lounges can be paired with the Smart Softies™ Bloc Backer to provide double-sided seating solutions.
- ▶ Structure is built with Sebel patented Eco-Struts made from 100% recycled polypropylene and manufactured in Australia, creating sturdy yet light-weight pieces.
- ▶ Base heel relief for a sleeker look and less scuffing.
- ▶ Bloc Lounges feature an angled backrest for greater comfort, superior ergonomics and support.
- ▶ Completed with high quality dual-density foam padding, CNC cut timber panels, strong Eco-Struts and heavy-duty castors.
- ▶ Easily configure into numerous collaborative and individual settings with heavy-duty castors with rear locking brakes for easy placement.

Dimensions

Style	Width	Depth	Seat Height
No Top	1000mm	1000mm	430mm
Writeable Top	1000mm	1000mm	450mm

Options

- ▶ Wide selection of upholstery options.
- ▶ Available with Writeable Top.



Smart Softies Square Ottoman Writeable Table



Dimensions

Width	Depth	Seat Height
650mm	650mm	450mm



Smart Softies Trap Ottoman & Lounges

Create space-saving double sided seating options.

A versatile and modernly shaped Ottoman and Lounge that can be configured into clusters for waiting rooms, breakout spaces and classrooms.

Made from high-density foam padding, strong Eco-Struts and heavy-duty castors - Smart Softies will work smarter, not harder.



Dimensions

Style	Width	Depth	Seat Height	Overall Height
Trap Ottoman	1530mm	650mm	430mm	430mm
Trap Low Back Lounge				715mm

Options

- ▶ Wide selection of upholstery options. Seat backs are available in different textiles from the seat.
- ▶ Choose to add a low back on the short or long edge to create customised modular lounge shapes.

Features

- ▶ Also available in two Lounge options.
- ▶ Versatile shape creates a variety of configurations suitable for your specific learning modality.
- ▶ Six Trap Ottomans can form a fully enclosed hexagonal setting.
- ▶ Structure is built with Sebel patented Eco-Struts made from 100% recycled polypropylene and manufactured in Australia, creating sturdy yet light-weight pieces.
- ▶ Base heel relief for a sleeker look and less scuffing.
- ▶ Trap Lounges feature an angled backrest for greater comfort, superior ergonomics and support.
- ▶ Completed with high quality dual-density foam padding, CNC cut timber panels, strong Eco-Struts and heavy-duty castors.
- ▶ Easily configure into numerous collaborative and individual settings with heavy-duty castors with rear locking brakes for easy placement.

Smart Softies Worm Ottoman & Lounges

A modern, versatile shape designed to give you endless layout possibilities to suit your space.

At just over a metre wide, the Worm Ottoman is the perfect pint-sized addition to any soft furniture setting. Its versatile angled shape allows you to pair it with other lounges from our Smart Softies range and create unique settings. Completed with high quality dual-density foam padding and heavy-duty castors.



Features

- ▶ Also available in Low Back or High Back Lounge options.
- ▶ Worm Ottomans work well as an individual alternative seating solution or in clusters to form a group setting.
- ▶ Worm Ottomans and Lounges can be paired with Smart Softies Curve Backer to provide double-sided seating options.
- ▶ Structure is built with Sebel patented Eco-Struts made from 100% recycled polypropylene and manufactured in Australia, creating sturdy yet light-weight pieces.
- ▶ Base heel relief for a sleeker look and less scuffing.
- ▶ Worm Lounges feature an angled backrest for greater comfort, superior ergonomics and support.
- ▶ Completed with high quality dual-density foam padding, CNC cut timber panels, strong Eco-Struts and heavy-duty castors.
- ▶ Easily configure into numerous collaborative and individual settings with heavy-duty castors with rear locking brakes for easy placement.

Dimensions

Style	Width	Depth	Seat Height	Overall Height
Worm Ottoman				430mm
Worm Low Back Lounge	1060mm	650mm	430mm	715mm
Worm High Back Lounge				900mm

Options

- ▶ Wide selection of upholstery options. Seat backs are available in different textiles from the seat.
- ▶ Choose to add a back - Worm Low Back Lounge, or Worm High Back Lounge.



Smart Softies Bloc Ottoman & Lounges

Transform empty hallways into purposeful waiting areas.

The Bloc Ottomans are designed to sit against the Bloc Backer to create a double sided seating solution. The choice is yours with this versatile and modular piece - from creating booth settings by pairing two Bloc Lounges with a classroom table, or transform empty hallways into purposeful waiting areas.



Dimensions

Style	Width	Depth	Seat Height	Overall Height
Bloc Ottoman				430mm
Bloc Low Back Lounge	1200mm or 1800mm	500mm	430mm	715mm
Bloc High Back Lounge				900mm

Options

- ▶ Choose to add a back - Bloc Low Back Lounge, or Bloc High Back Lounge. Seat backs are available in different textiles from the seat.

Features

- ▶ Available in two widths; 1200mm or 1800mm.
- ▶ Also available in Low Back or High Back Lounge options.
- ▶ Smart Softies™ Bloc Ottomans and Lounges can be paired with the Smart Softies™ Bloc Backer to provide double-sided seating solutions.
- ▶ Structure is built with Sebel patented Eco-Struts made from 100% recycled polypropylene and manufactured in Australia, creating sturdy yet light-weight pieces.
- ▶ Base heel relief for a sleeker look and less scuffing.
- ▶ Bloc Lounges feature an angled backrest for greater comfort, superior ergonomics and support.
- ▶ Completed with high quality dual-density foam padding, CNC cut timber panels, strong Eco-Struts and heavy-duty castors.
- ▶ Easily configure into numerous collaborative and individual settings with heavy-duty castors with rear locking brakes for easy placement.



Smart Softies Curve Ottoman & Lounges

The perfect addition to your breakout space.

Curve Ottomans and Lounges are the perfect solution to create breakout spaces or collaborative settings. A versatile and modern way to brighten up your learning space.

Bring your breakout spaces to the next level by incorporating Curve Ottomans. They can be paired perfectly with Curved Pirouette tables to allow for a modern tiered work setting and easily configured into clusters for collaborative learning.



Dimensions

Style	Width	Depth	Seat Height	Overall Height
Curve Ottoman				430mm
Curve Low Back Lounge	1970mm	650mm	430mm	715mm
Curve Low Back Lounge				900mm

Options

- ▶ Wide selection of upholstery options. Seat backs are available in different textiles from the seat.
- ▶ Choose to add a back - Curve Low Back Lounge, or Curve High Back Lounge.

Features

- ▶ Also available in Low Back or High Back Lounge options.
- ▶ Smart Softies Curve Ottomans and Lounges can be paired with the Smart Softies Curve Backer to provide double-sided seating solutions.
- ▶ Structure is built with Sebel patented Eco-Struts made from 100% recycled polypropylene and manufactured in Australia, creating sturdy yet light-weight pieces.
- ▶ Base heel relief for a sleeker look and less scuffing.
- ▶ Curve Lounges feature an angled backrest for greater comfort, superior ergonomics and support.
- ▶ Completed with high quality dual-density foam padding, CNC cut timber panels, strong Eco-Struts and heavy-duty castors.
- ▶ Easily configure into numerous collaborative and individual settings with heavy-duty castors with rear locking brakes for easy placement.



Round Ottoman



Create tiered settings and reclaim unused space in large areas.

Round Ottomans can be used to create tiered settings, intimate or large group collaborations or reclaim under-utilised space in hallways, classrooms and breakout areas.

The small footprint of the ottoman allows this piece to travel around the room as extra seating when needed. Round Ottomans can be used to create tiered settings, intimate or large group collaborations or reclaim space in hallways, classrooms and breakout areas.



Dimensions

Width	Depth	Seat Height
400mm	400mm	440mm

Features

- ▶ Designed to compliment our larger Smart Softies™ range to create tiered seat settings.
- ▶ Lightweight enough to be moved with ease.
- ▶ Sits on tough moulded floor guides.
- ▶ Versatile shape to create a variety of configurations suitable for your specific learning modality.
- ▶ High density foam padding for exceptional comfort.
- ▶ Durable frame to withstand rigorous use.
- ▶ See **page 30** for colour options



Features

- ▶ Available in Rainbow Pack of 5.
- ▶ Seamlessly skinned using Polyurethane (PU).
- ▶ Extremely durable.
- ▶ Easy to clean - no seams make them waterproof and suitable for outdoor use.
- ▶ Features a convenient carry handle.

Dimensions

Width	Depth	Seat Height
440mm	345mm	28mm

Cushpods Floor Cushions

A collaborative and bright seating solution.

Perfect for libraries, classrooms, outdoor assemblies and lessons. Sebel easy to carry Cushpods are made of polyurethane, and are perfect for keeping children warm and comfortable whilst sitting on the floor. The built-in handle makes it very easy to simply carry the Cushpod and can be used for outdoor classes. Perfect for libraries, classrooms, outdoor assemblies and lessons. Cushpods are available in a Rainbow pack of 5 Cushpods to help create a bright and modern learning environment.

Colours Included (1 each per pack)



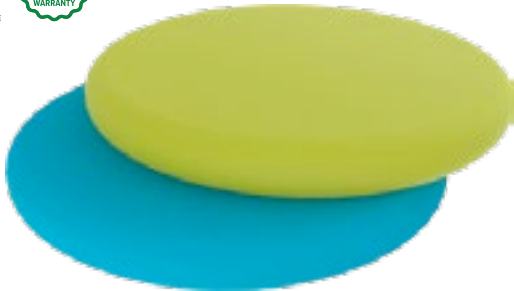


Create-A-Pods with Holder

A fun solution to student floor seating.

A fun way for students to comfortably sit on the floor and move around the library, classroom or break out area. Complete with 15 Create-A-Pods, including three each of our five bright and fun colours in easy to clean vinyl.

The Create-A-Pods holder is a mobile storage solution for the Create-A-Pods, which are comfortable foam-filled floor cushions that are manufactured to last due to their quality foam and durable construction. A fun way for students to comfortably sit on the floor and move around the library, classroom or break out area.



Dimensions

Style	Width	Depth	Height
Create-A-Pods	400mm	400mm	50mm
Create-A-Pod Holder	475mm	475mm	740mm

Colours Included



Features

- ▶ Create-A-Pods are covered in easy-to-clean Innova Pacifica Vinyl.
- ▶ Light in weight for students to move around the room with ease.
- ▶ Quality durable foam means that they will keep their shape.
- ▶ Heavy duty castors for ease of maneuverability.
- ▶ Easy for students to unload and load with the open front design.



Dimensions

Style	Width	Depth	Height
Create-A-Mats	800mm	800mm	300mm
Floor Cushion	1200mm	800mm	300mm

Colour Options



Create-A-Mats Floor Cushions

Create comfortable and relaxing break out spaces for students.

Create the perfect break out corners for students to relax and rejuvenate with our comfortable Create-A-Mats.

Made from quality foam and durably constructed in Australia, our large Create-A-Mats are foam filled floor cushions manufactured to last. Designed to be used indoors, our Create-A-Mats are a portable and comfortable floor seating solution for students to move easily around the library, classroom and break out areas. Available in a variety of colours to complement any room style.

Features

- ▶ Available in two different sizes to suit different room and student sizes.
- ▶ Available in a variety of colours to complement any room design.
- ▶ Light in weight for students to move around the room with ease.
- ▶ Quality durable foam means that they will keep their shape.



Dimensions

Width	Depth	Height
450mm	390mm	360mm

Colours Included (1 each per pack)



Scoop Rocker

A great addition to any flexible learning space!

Scoop Rockers are an essential flexible seating resource. Giving kids a slight movement while learning helps kids focus and concentrate. Their unique construction and stackable design makes storage in the classroom a breeze.

Features

- ▶ Pack of four mixed colours
- ▶ Wipe clean, water repellent
- ▶ Light and easy to move
- ▶ Streamlined design
- ▶ Space-saving stack-ability
- ▶ Suitable for children 3yrs+
- ▶ Not recommended for 23kg+ weight



Dimensions

Width	Depth	Height
550mm	550mm	450mm

Colour Options



Anywhere Student Chair

Comfortable, cushioned low seat ideal for sitting on the floor in a flexible seating arrangement in the classroom or school library.

These versatile low floor seats are lightweight and portable so children can collaborate in small flexible learning groups, placing their Anywhere Chair in a small group arrangement. They can also be easily moved by children into an independent learning zone for exploring projects on their own. Their compact size also makes them ideal for children to work in pairs with the teacher also seated for guided learning. This flexible floor seat can also be used in the school library for sharing stories, early childhood settings for group time and floor play or in high school libraries, break-out rooms, and classrooms.

Features

- ▶ Easily adjustable back rest
- ▶ Lays flat for easy storage.
- ▶ Removable microfibre cover is machine-washable
- ▶ Weight limit: 70kgs.



Dimensions

Size	Width	Depth	Height
Small	800mm	800mm	720mm
Medium	970mm	910mm	780mm

Chill Out Chair

A great addition to any flexible learning space!

Our comfy compressed foam chill-out chairs are perfect for classrooms, wellbeing hubs and libraries.

Features

- ▶ Wipe clean, water repellent
- ▶ 100% UV protected 300D Coated Polyester
- ▶ Light and easy to move
- ▶ Available in two sizes:
Small - Preschool/Lower Primary
Medium - Primary

Colour Options



Gem Ottomans

Fun, fresh and funky, Gem is a new take on the classic ottoman. Made from high grade density foam, the ottoman can be joined together to create one large lounge area. Gem can be covered in a range of fabrics to bring texture and colour to your breakout area or casual meeting area.

Features

- ▶ GECA certified high density commercial grade foam
- ▶ Lightweight construction
- ▶ Fully upholstered
- ▶ Top stitched cover for added strength
- ▶ MDF base
- ▶ 25mm (h) black nylon glides as standard

Options

- ▶ 50mm (h) black nylon glides option available.
- ▶ 50mm (h) stainless steel glides option available.
- ▶ 350x350mm options available.



Colour Options

Vinyl Finishes - Warwick Lustrell Charisma



Fabric Finishes - Warwick Ashcroft Encore



Gem Jubilee Ottoman (Round)

Dimensions

Width	Depth	Height
450mm	450mm	450mm
350mm	350mm	350mm

Gem Princess Ottoman (Square)

Dimensions

Width	Depth	Height
450mm	450mm	450mm
350mm	350mm	350mm

Classroom Rugs

A colourful placement rug is a wonderful accessory to any classroom and can be used in a wide variety of ways.

A must-have for every classroom from early childhood settings through to High School break-out rooms and libraries. They are a gathering place – a place for the whole class to meet, small groups to collaborate, and for kids to build one-on-one connections.

Our rugs are ideal for setting up learning spaces and defining zones. Your classroom library will have its own designated reading zone or you can place rugs at the front of the classroom for collaboration, reflection, guided or independent learning.

Features

- ▶ Made from high quality cut pile polyester blend with a non-slip latex backing.
- ▶ Withstands heavy foot traffic
- ▶ Soil resistant and easily wiped down or vacuumed to maintain the vibrant colour



Rainbow Blocks Rug

Dimensions

Width	Depth
3000mm	2000mm



Colour Squares Placement Rug

Dimensions

Style	Width	Depth
24 Squares	3000mm	2000mm
30 Squares	4000mm	3000mm



Campfire Rug

Dimensions

Width	Depth
4000mm	3000mm



Mosaic Sky Rug

Dimensions

Width	Depth
3000mm	2000mm




Colour Wheel Rug

The Colour Wheel Rug is a vibrant and engaging addition to any classroom. Featuring a dynamic colour wheel pattern, this rug is designed to inspire creativity and spark imagination in artistic spaces.

Dimensions

Width	Depth
2000mm	2000mm



Colours of Australia Rugs

These rugs can be used in a school or classroom library for creating reading and learning zones. Ideal for all ages from Early Childhood and Preschool settings, through to Primary and High School.

Dimensions

Style	Width	Depth
Squares	4000mm	3000mm
Circles	3000mm	2000mm



Indigenous Seasons Rug

Designed by First Nations artist DJ Mate. Available in two sizes. Made from high a quality cut-pile polyester blend with a non-slip latex backing

Dimensions

Width	Depth
1500mm	1000mm
3000mm	2000mm



Dreamtime Country Sacred Lands Mat

Featuring the stunning artwork "My Country, Sacred Place" by John Smith Gumbula, this floor mat is a powerful visual representation of Aboriginal identity, culture, and spiritual connection to Country.

Dimensions

Width	Depth
2000mm	1400mm



My Turtle Dreaming Mat & Stepping Stones

A beautiful, printed floor mat featuring the artwork "My Turtle Dreaming" by Darug artist Leanne Watson. This kit also includes set of 11 turtle stepping stones from the same artwork. Each turtle matches the floor mat and can be used to promote positional language, matching and sorting.

Dimensions

Width	Depth
2000mm	1400mm

Mia Storage Range

Representing great quality at an affordable price, the Mia range of storage cupboards are not just ideal for the classroom, they can also be used across the school in offices, libraries, staff rooms and sick bays.

Colour Options



Features

- ▶ Commercial quality 25mm flatpack solution.
- ▶ Assembly required. An optional assembly service is available, contact us for details.



Mia Cupboard
Half Door with Lock

Dimensions

Width	Depth	Height
900mm	450mm	1800mm



Mia Cupboard
Full Door with Lock

Dimensions

Width	Depth	Height
900mm	450mm	1800mm



Mia Sliding Door
Credenza with Lock

Dimensions

Width	Depth	Height
1500mm	450mm	720mm
1800mm		



Mia Bookcases

Dimensions

Width	Depth	Height
900mm	320mm	900mm
		1200mm
		1500mm
		1800mm

Teachers Pet Mobile Storage Whiteboard



Discover why the Teachers Pet Mobile Whiteboard has become a staple in classrooms across the country.

Combining a mobile whiteboard and a convenient classroom storage option, the Teachers Pet is a versatile addition to learning spaces for all age groups.

The front side features a large dry erase whiteboard space with a push-up paper holder for pads and charts. A large drawer on commercial quality runners is ideal for storing markers, erasers and other odds and ends. Utilise the large storage void for bulky items or smaller containers.

The rear side features an additional large storage shelf, great for storage of pads or extra large picture books.

Features

- Magnetic whiteboard with push up paper holder.
- Storage drawer on front side for markers, erasers and classroom supplies.
- Additional large storage shelf on reverse side, ideal for pads and large books.
- Heavy duty bolt through castors for ease of maneuverability.

Dimensions

Width	Depth	Height
900mm	515mm	1670mm

Colour Options



Features additional storage trays on rear side



Dimensions

Style	Width	Depth	Height
Single (5 Trays)	380mm	440mm	920mm
Double (10 Trays)	740mm	440mm	920mm
Triple (15 Trays)	1100mm	440mm	920mm

Metal Mobile Tote Trolleys

Perfect for organising and storing student resources.

Compatible with our tote trays, these metal trolleys are designed to withstand the rigours of classroom use and give many years of colourful organisation. Available in single (stores 5 trays), double (stores 10 trays) or triple (stores 15 trays) column configurations.

Assembly required. Trolleys only - trays sold separately.

Features

- ▶ Strong powder-coated steel construction
- ▶ Heavy-duty lockable castors
- ▶ Fixed non-adjustable shelves

Colour Options (Tabletop)



Mobile Tote Trolleys

The perfect storage solution for the classroom!
Constructed from structural MDF with an attractive White Oak wood laminate finish. Compatible with our tote trays, these tote trolleys are available in 12 or 16 bay configurations.

Assembly required. Trolleys only - trays sold separately.

Features

- ▶ Commercial grade MDF with laminate finish
- ▶ Heavy-duty lockable castors
- ▶ Fixed non-adjustable shelves

Dimensions

Style	Width	Depth	Height
12 Bay	1180mm	450mm	860mm
16 Bay	1440mm	450mm	860mm



Tote Trays

A space saving classroom tote tray perfect for everything from literacy resources, art and craft supplies to STEAM equipment.

Tote Tray Lids to suit also available separately.

Features

- ▶ Stackable and portable
- ▶ Colour-code for classroom organisation
- ▶ To suit tote tray trolleys on **page 46**

Dimensions

Width	Depth	Height
320mm	430mm	125mm

Colour Options



Sebel B-53 12 Tote Storage Unit

A popular choice in all school spaces including classrooms, common rooms, staffrooms and libraries. This functional storage solution will help you to maximise storage space and maintain tidy areas with ease. The storage unit offers ample space for storing and organising a variety of resources. 12 trays included.

Features

- ▶ Castors allow easy manoeuvrability
- ▶ Comes with 12 heavy duty Tote Trays for storage
- ▶ Perfect for any school or learning environment

Colour Options



Dimensions

Product	Width	Depth	Height
Trolley	1175mm	435mm	865mm
Tote Tray	435mm	325mm	125mm



Sebel Mobile Tote & Bag Storage Range

Brighten your learning environment with Sebel’s flexible, functional and colourful Mobile Tote & Bag Storage Range. One storage unit can be arranged and re-arranged again and again for teaching materials, personal storage and bag storage. Castors provide smooth mobility allowing storage units to be moved easily for use as room dividers, with 900h & 1060h options for student ‘stand-at’ benching.

Features

- ▶ A range of configurations provide variety including double, triple and quadruple units with an assortment of tray combinations.
- ▶ Storage units are Australian made using ‘EO’ MDF with durable ABS edging
- ▶ All units come with heavy duty castors for easy movement
- ▶ Tough, functional and stackable tote trays are available in 3 depths - shallow (75mm H), deep (150mm H) and jumbo (300mm H).
- ▶ All trays are fully interchangeable between units.
- ▶ Compact 450mm depth gives more space back for student movement.

Colour Options

Trolley Colours (Double & Triple Bay)



(Quad Bay)



Tote Trays



Dimensions

Style	Width	Depth	Height
Double Bay	708mm	450mm	900mm
			1060mm
Triple Bay	1051mm	450mm	900mm
			1060mm
Quadruple Bay	1382mm	450mm	900mm
			1060mm



Custom Bag Storage Unit



A cost-effective and practical storage solution designed specifically for classrooms.

Our custom school bag storage units combine dedicated space for school bags and storage trays, helping to reduce clutter and maintain a more organized learning environment.

Ideal for storing each student’s stationery, workbooks, or project materials in the provided trays. Each tray is paired with an open compartment beneath, suitable for individual student school bags.

As with all classroom furniture from Maxim, our Bag Storage Units are built for durability and long-term use. Constructed from eco-friendly E0 board—a sustainable medium-density fibreboard—this unit supports cleaner air quality by minimizing toxins in the learning environment.

The Maxim Bag Storage Unit is also a great addition to libraries, STEM labs, and breakout areas. The tote trays are excellent for organizing hands-on learning tools such as Lego, art supplies, robotics kits, and more—so nothing gets lost in the mix.

Features

- ▶ Designed with space for school bags to keep student belongings tidy and accessible.
- ▶ Can accommodate tote trays—perfect for organizing writing and stationery supplies.
- ▶ Made from environmentally friendly E0 board to ensure a toxin-free classroom environment.

Options

- ▶ Available in configurations of 6, 9, 12, 15 and 16 bags.
- ▶ Can be made to accommodate tote trays.
- ▶ Fixed version available with kick plate rather than castors.

Colour Options



Classmate Safe Bag & Hat Hooks



EURO V2 Bag Hook



Ihook Mk2 Bag Hook



OZIhook Bag Hook



OZYhook Bag Hook



The Classmate range of school bag and hat hooks offer fit for purpose, wall mounted storage solutions that are widely used in schools, sporting clubs, public pools, change rooms, offices etc.

Four great designs and a wide range of colours are available. Safehook offers a more durable, safer, affordable alternative to traditional sharp metal hooks.

Features

- ▶ Injection moulded Poly Propylene construction.
- ▶ UV Stabilised for installation indoors or outdoors.
- ▶ Stainless steel wall fixings included.
- ▶ Tested to support a 150kg dead weight.
- ▶ Durable practical designs suit most backpacks.
- ▶ Easy to clean and maintain.
- ▶ Steriplus® Anti Microbial additives included

Colour Options



Colour availability varies by part.



Stowmate BagTrac System

A smarter, safer way to wall mount bag and hat hooks. Designed specifically for use with your Safehook Ihook products. Interlocking aluminium rail extrusions securely fixed to a wall offer a low maintenance, heavy duty fixing alternative to traditional wooden rails.

Easy to install wall and floor mounted systems. Maintenance is a breeze — lightweight aluminium construction won't need painting, won't rust, won't rot and is naturally bug resistant, perfect for use indoors or out.



on Hooks



on BagTrac Systems

Porcelain Mobile Whiteboards

Features

- ▶ Magnetic porcelain mobile whiteboard with unrivaled surface guarantee of 25 years.
- ▶ Ideal for heavy users.
- ▶ Tubular steel construction in Pearl Silver powder coated finish.
- ▶ Pivots 360° with a unique locking mechanism.
- ▶ Full length pen tray.
- ▶ Strong lockable castors.

Dimensions (Whiteboard Surface)

Width	Height
1200mm	920mm
1500mm	1200mm
1800mm	1200mm

Communicate Mobile Whiteboards

Features

- ▶ Stylish corporate look with a quality magnetic whiteboard surface.
- ▶ Tubular steel construction in Pearl Silver powder coated finish.
- ▶ Pivots 360° with a unique locking mechanism.
- ▶ Full length pen tray.
- ▶ Strong lockable castors.

Dimensions (Whiteboard Surface)

Width	Height
1200mm	920mm
1500mm	900mm
1500mm	1200mm
1800mm	1200mm



Surface
GuaranteeINSTALLATION
SERVICE
AVAILABLE

Communicate Porcelain Whiteboards

Porcelain surface (or vitreous enamel) whiteboards are ideal for heavy duty use such as schools, higher education, conference centres and medical facilities.

Features

- ▶ Concealed wall fittings.
- ▶ Long Life 25-year guarantee.
- ▶ Magnetic Surface.
- ▶ Full length aluminium pen tray.
- ▶ Standard aluminium frame with Galvanised steel sheet backing.

Dimensions (Whiteboard Surface)

Width	Height	Width	Height
900mm	600mm	1800mm	1200mm
1200mm	900mm	2100mm	1200mm
1200mm	1200mm	2400mm	1200mm
1500mm	900mm	3000mm	1200mm
1500mm	1200mm	3600mm	1200mm
1800mm	900mm		

Communicate Whiteboards


Excellent hardwearing magnetic surface for general use applications.

Features

- ▶ Can be mounted landscape or portrait.
- ▶ Aluminium frame, concealed corner mounting
- ▶ Supplied with pen tray and fixings.
- ▶ Surface guaranteed for 8 years.
- ▶ Ideal for all lighter to medium whiteboard writing users.

Dimensions (Whiteboard Surface)

Width	Height	Width	Height
900mm	600mm	1800mm	900mm
1200mm	900mm	1800mm	1200mm
1200mm	1200mm	2100mm	1200mm
1500mm	900mm	2400mm	1200mm
1500mm	1200mm	3000mm	1200mm

INSTALLATION
SERVICE
AVAILABLESurface
Guarantee



LX8 Series Slim Frame Porcelain Whiteboards

Minimal 4mm frame with a scratch and stain resistant porcelain (vitreous enamel) surface, providing the best performance writing surface with a 25-year lifetime guarantee. 20mm thick. Some sizes are available in a matte appearance surface for anti-glare projection capability.

Features

- ▶ A 4mm lip in the aluminium profile covers and protects the cut edge of the porcelain board surface.
- ▶ Designed to be installed with no visible fixings.
- ▶ A whiteboard wall can be created with unlimited board modules butt joined side by side. Maximum module is 3000 x 1200mm. For a more seamless look we recommend white powder coated frames.
- ▶ Recommended for high use situations.
- ▶ Custom sizes made to order.

Dimensions (Whiteboard Surface)

Width	Height	Width	Height
1200mm	900mm	1800mm	1200mm
1200mm	1200mm	2100mm	1200mm
1500mm	1200mm	2400mm	1200mm
1800mm	900mm	3000mm	1200mm

LX6 Series Slim Frame Whiteboards

Excellent hardwearing magnetic surface for general use applications. Use with drywipe pens and any magnetic accessory. Surface guaranteed for 8 years. 20mm thick.

Features

- ▶ Designed to be installed with no visible fixings.
- ▶ A whiteboard wall can be created with unlimited board modules butt joined side by side. Maximum module is 3000 x 1200mm. For a more seamless look we recommend white powder coated frames.
- ▶ Whiteboard panels can be mixed and matched with any pinboard or Echo panel required, also using the LX6 Slim Edge minimalist frame, to fully integrate with your office décor or provide acoustic benefits to your environment.

Dimensions (Whiteboard Surface)

Width	Height	Width	Height
1200mm	900mm	1800mm	1200mm
1200mm	1200mm	2400mm	1200mm
1800mm	900mm	3000mm	1200mm





Autex Composition Acoustic Fabric

Colour Options



Composition is an acoustic fabric made in solid colours that is designed to be used in the same way as wallpaper. Delivers excellent acoustic performance. Pinnable, hook-and-loop receptive surface. Customisable for limitless branding and design options through in-house cutting. Made from extremely durable polyester for demanding applications.

Composition is supplied as a 1220mm wide roll and available to be ordered by the linear metre (minimum order 5m).

With multiple colour and design options available, contact Maxim's project specialists to discuss your particular needs. Bulk discounts and installation service available.

Features

- ▶ Targets speech frequencies
- ▶ Improves speech intelligibility
- ▶ Pinnable, hook and loop receptive surface
- ▶ An alternative finish to paint
- ▶ Durable and easily maintained
- ▶ Floor to ceiling solution with no vertical joins
- ▶ Easy installation around windows and openings
- ▶ Carbon neutral
- ▶ 10mm thick





Autex Composition Peel 'n' Stick Tiles

Dimensions

Tile Width	Tile Height	Pack Sizes
600mm	600mm	6 tiles / 38 tiles

Colour Options



Composition Peel'n'Stick is an acoustic fabric tile that features a self-adhesive backing. Delivers excellent acoustic performance. Pinnable, hook-and-loop receptive surface. Made from extremely durable polyester for demanding applications. Composition tiles are 600x600mm in size and available in standard pack sizes of 6 tiles or 38 tiles.

With multiple colour and design options available, contact Maxim's project specialists to discuss your particular needs. Bulk discounts and installation service available..

Features

- ▶ Interactive alternative to paint
- ▶ Durable and easily maintained
- ▶ Pinnable, hook and loop receptive surface
- ▶ No dry time during installation
- ▶ Targets speech frequencies
- ▶ Improves speech intelligibility
- ▶ Carbon neutral
- ▶ 10mm thick





Autex Vertiface Acoustic Fabric

Colour Options



A durable and versatile fabric wall covering made from 100% polyester fibre, with a soft velour finish on one side, and sleek flat pile on the other. Available in a diverse colour palette, Vertiface can be used in a range of applications as a furnishing fabric, wall covering, and acoustic panel overlay.

Features

- ▶ Versatile fabric that is easily customisable
- ▶ Can be used as a furnishing fabric, wallcovering, and acoustic panel overlay
- ▶ Porous fabric ideal for overlaying acoustic panels
- ▶ Pinnable and hook and loop receptive with a self-healing surface
- ▶ Design flexibility with a diverse colour palette
- ▶ Carbon neutral
- ▶ 3mm thick





Colour Options

Rigid Edge Top Colours

Sublime Teak

Oyster Grey

Polar White

Frame

Warm Grey

Rigid Edge Tops are self-edged, i.e. the edge colour will match the chosen tabletop colour.

Dimensions

Width	Depth	Height
1200mm	735mm	720mm

Sebel Teachers Desk

The Sebel Teachers Desk is ideal for teachers use in almost any classroom.

A versatile and generously sized design that can be paired with with a full-size gas-lever or four-leg teaching chair.

A practical and timeless design to accommodate the needs of a busy teacher. Featuring two lockable drawers, and a generous 1200mm width surface top, the sturdy 4 leg steel frame is powder coated for chip resistance and durability.



Features

- ▶ Low maintenance and easy to clean Rigid Edge laminated tabletops.
- ▶ Two lockable drawers.
- ▶ Durable steel powder coated frame and legs.



Options

- ▶ The Massey range is highly customisable to order.
- ▶ Heavy duty castors option available.

Dimensions

Width	Depth	Height
1800mm	1200mm	Adjustable

Massey Crescent Table

A crescent shaped desk for collaborative teacher and student interactions.

Features durable, easy to clean laminate tabletops with matching ABS edging on a sturdy steel frame. Mix and match individual desk shapes and tabletop colours to create colourful and engaging learning zones.

Colour Options

Polar White

White

Oyster Grey

Alaskan

Young Beech

Select Beech

Natural Oak

Rural Oak

Iron Stone

Black

Charcoal

Pillarbox

Coastal Sunrise

Golden Wattle

Moroccan Clay

Portsea



Dimensions

Width	Depth	Table Heights (mm)
1800mm	900mm	520, 580, 630, 680, 720, 760

Twist'n'Lock Semi Table

Designed with the active teacher in mind and perfect for innovative learning environments.

Height adjustable to six levels for flexibility, using the patented pin-less system for fast and easy adjustment. High performance lockable castors for ease of movement. Combine with other tables in the modular Twist'n'Lock range to create a variety of versatile learning layouts.

See **pages 14-15** for colour choices (Rigid Edge) and further information on the rest of the Twist'n'Lock table range.



Dimensions

Width	Depth	Depth
1200mm	700mm	720mm
1500mm	750mm	

Mia Teachers Desks

Representing great quality at an affordable price, the Mia range of desks are not just ideal for the classroom, they can also be used across the school in offices, libraries, staff rooms and anywhere a full sized desk is needed.

Features

- ▶ Commercial quality 25mm flatpack solution.
- ▶ Assembly required. An optional assembly service is available, contact us for details.

Colour Options



Mia Pedestals – Mobile & Fixed

Features

- ▶ Fixed pedestals available in 3 drawer or 1 drawer+filing configurations. To suit Mia desk range.
- ▶ Mobile pedestals available in 4 drawer, 2 drawer+filing or 2 filing configurations. With castors for easy movement.
- ▶ All pedestals include one lockable drawer with a key.
- ▶ Assembly required. An optional assembly service is available, contact us for details.

Colour Options





Sebel Mobile Teachers Station

For those wanting an alternative to the traditional desk, the Mobile Teachers Station is a compact and flexible resource that's perfect for innovative learning environments. A practical tool designed with the active teacher in mind. Perfect for classrooms or meeting rooms, the station can be easily manouvered and securely locked.

Features

- ▶ Three lockable drawers including a file drawer.
- ▶ Ample 560mm shelving space for storage.
- ▶ Heavy duty castors for stability and secure locking.
- ▶ Australian made using 'E0' MDF that inhibits the growth of bacteria and mould.
- ▶ Finished with durable ABS edging for optimal stain resistance and cleaning.

Dimensions

	Width	Depth	Height
Tabletop	700mm	655mm	18mm
Unit	450mm	560mm	1060mm

Colour Options

Rigid Edge Top Colours



Rigid Edge Tops are self-edged, i.e. the edge colour will match the chosen tabletop colour.



Height Adjustable Mobile Desk

Discover the perfect blend of function and style with our height adjustable Mobile Desk. Designed for flexibility, it's ideal as a laptop desk or a simple workspace in the office, classroom or home.

Features

- ▶ Adjust anywhere between 760mm sitting to 1110mm standing position using the convenient side lever.
- ▶ Adjustable desk angle - go from flat to a comfortable tilted angle or completely vertical for stackable storage using easy use lever.
- ▶ 2 lockable wheels - move the desk around with ease.
- ▶ Strong enough to hold up to 8kg and built to last.
- ▶ Compact design while still offering ample workspace room.
- ▶ Multi-purpose all-in-one solution that can be used as a laptop desk, projector stand, lectern or a mobile workspace.
- ▶ Easy setup - simple to assemble instructions.

Dimensions

Width	Depth	Height
700mm	560mm	780-1110mm



Kindred Mobile Teachers Station

Features

- ▶ Durable commercial grade MDF with laminate finish.
- ▶ Features 2 drawers (1 lockable) with open storage below.
- ▶ Drawer position can be customised.
- ▶ Includes castors for easy movement (2 lockable).
- ▶ Australian made.

Colour Options



Dimensions

	Width	Depth	Height
Tabletop	700mm	700 / 650mm	-
Unit	500mm	575mm	1075mm



Professional Black Lectern

Professional and stylish black powder coated lectern with bonus LED light and signage solution.

Features

- ▶ Black powder coated steel body with black melamine shelves.
- ▶ Non-perforated top section for title or logo signage.
- ▶ Bonus A3 clear magnetic signage sleeve.
- ▶ Bonus flexi clip on battery powered LED light.
- ▶ Stable A-leg design with 4x locking castors.
- ▶ Second shelf for storage.
- ▶ Flat pack design and easy self-assembly.
- ▶ Top shelf: 600 x 400mm, middle shelf: 550 x 260mm.

Dimensions

Width	Depth	Height
545mm	450mm	1200mm



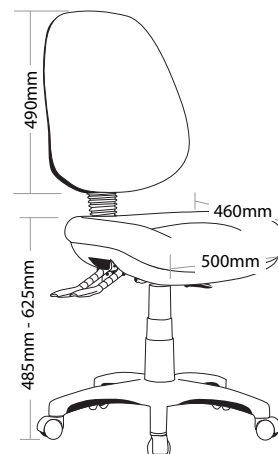
P350 Office Chair

A high back ergonomic task chair with multiple adjustment options.



Features

- Adjustable seat and back height
- Adjustable seat and back angle
- Moulded seat and back foam
- 3 lever ergonomic mechanism
- 600mm black nylon base
- Available in Metro black only
- AFRDI tested to level 6
- Minor assembly required
- Suitable for indoor use only
- Weight limit is 130kg



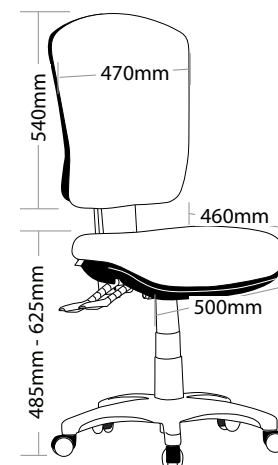
Aqua Office Chair

A high back ergonomic task chair with multiple adjustment options.



Features

- Adjustable seat and back height
- Adjustable seat and back angle
- Moulded seat and back foam
- 3 lever ergonomic mechanism
- 600mm black nylon base
- Available in Metro black only
- AFRDI tested to level 6
- Minor assembly required
- Suitable for indoor use only
- Weight limit is 130kg





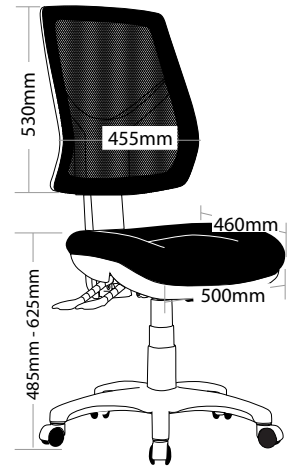
Rio Office Chair

A mesh high back ergonomic task chair with multiple adjustment options.



Features

- Adjustable seat and back height
- Adjustable seat and back angle
- Moulded seat foam
- Mesh back
- 3 lever ergonomic mechanism
- 600mm black nylon base
- Available in Metro black only
- AFRDI tested to level 6
- Minor assembly required
- Suitable for indoor use only
- Weight limit is 130kg



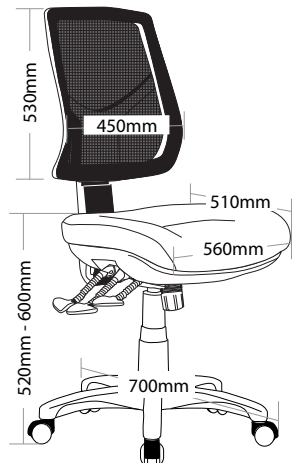
Mack Office Chair

Heavy duty mesh back task chair with a comfortable, oversized moulded foam seat pad.



Features

- Adjustable seat and back height
- Adjustable seat and back angle
- Adjustable weight tension
- Mega big boy moulded seat
- Mesh back
- 3 lever heavy duty ergonomic mechanism
- 700mm black nylon base
- Available in Metro black only
- AFRDI tested to level 6
- Minor assembly required
- Suitable for indoor use only
- Weight limit is 140kg





PC Locs Carrier Carts

Enjoy unique charging trolley features that soar above the rest. Expect to save time, money, and headaches when using or maintaining your PC Locs products.

Features


- ▶ Universal, multi device compatibility: Charge up to 20, 30, or 40 of almost any device, with or without cases. Charges iPads, tablets, Chromebooks, laptops, Macbooks and many other devices with universal charging interfaces.
- ▶ Flexible, open concept design: Baskets, racks, and dividers are removable, leaving an obstacle-free space to charge, store, and secure any items of your choice.
- ▶ Safe power management: ECO Smart Charge handles power requirements of almost any device by staging the availability of power. Plus, it ensures that devices are not overcharged, increasing their potential longevity.
- ▶ The most secure trolley: Lock away devices in the storage area with a combination padlock. An optional anchor kit locks the whole trolley to the floor.
- ▶ Device baskets or metal racks included: Carrier Charging Carts come standard with either four, six, or eight baskets. To accommodate larger devices or thicker cases, you can order your trolleys with removable metal racks upon request. Choose between racks that hold 20, 26, 30, 36, or 40 devices.
- ▶ High-capacity, smaller footprint.
- ▶ Easy to manoeuvre
- ▶ Top doubles as a work surface

Dimensions

Product	Width	Depth	Height	Weight
Carrier 20	707mm	490mm	934mm	48.6kg
Carrier 30	737mm	670mm	934mm	61.9kg
Carrier 40	855mm	670mm	934mm	72.3kg



PC Locs Revolution Carts



Charge up to 16 or 32 of almost any Chromebook or laptop device, with or without cases.

Features

- **Safe power management:** ECO Safe Charge handles power requirements of almost any device by staging the availability of power. Plus, it ensures that devices are not overcharged, increasing their potential longevity. The track-style power strip can slide to accommodate a variety of tablet/laptop cords and AC adapters.
- **Secure:** Protect your device investment and power supplies without worry. Lock away devices in one storage area with a padlock.
- **Long-term affordability:** You don't have to sacrifice quality for affordability. This mobile device charging cart is built to last, which offers significant long-term cost savings.
- **Numbered slots:** By assigning each device its own slot number, it's easy to know which devices are missing at the end of the day.

Dimensions

Product	Width	Depth	Height	Weight
Revolution 16	660mm	436mm	903mm	50kg
Revolution 32	832mm	615mm	903mm	76kg



PC Locs Revolution Charging Cabinet



Charge up to 32 of almost any device, with or without cases.

Features

- ▶ Universal, multi device compatibility: Charges iPads, tablets, Chromebooks, laptops, Macbooks and many other devices with universal charging interfaces.
- ▶ Safe power management: ECO Safe Charge handles power requirements of almost any device by staging the availability of power. Plus, it ensures that devices are not overcharged, increasing their potential longevity. The track-style power strip can slide to accommodate a variety of tablet/laptop cords and AC adapters.
- ▶ Secure: Protect your device investment and power supplies without worry. Lock away devices in one storage area with a padlock and keys.
- ▶ Long-term affordability: You don't have to sacrifice quality for affordability. This mobile device charging cart is built to last, which offers significant long-term cost savings.
- ▶ Removable steel dividers: This cabinet is not limited to just tablet, laptop, or Chromebook devices. Simply remove the steel dividers, and the open-concept shelves can accommodate anything that fits – robots, STEM equipment, drones, and more.
- ▶ Retrofit with PC Locs time-saving baskets: Replace the device racks with Baskets by PC Locs to make device portability quick and easy. Note: this may change the number of devices the station can accommodate.

Dimensions

Width	Depth	Height	Weight
805mm	415mm	1415mm	55kg

PC Locs iQ USB-C Charging Station



Charge up to 10 USB-C powered tablet or iPad devices, with or without cases, delivering up to 30W PD at each port.

Features

- Small footprint: This charging station adapts to your surroundings. Transform any wall or counter into a secure area for charging mobile devices while taking up minimal space.
- Ultra secure: Protect your device investment without worry. Lock away devices in the main storage area with a stainless steel padlock and keys.
- Includes device baskets and racks: iQ 10 Charging Stations come standard with two baskets. You can also remove the baskets and use the provided plastic racks to accommodate larger devices or thicker cases.

Dimensions

Width	Depth	Height	Weight
405mm	320.5mm	410mm	14.25kg



PC Locs CarryOn Charging Station

Charge up to 5 USB-C powered tablet or iPad devices, with or without cases. Secures and charges up to 10 devices simultaneously, delivering up to 30W PD at each port.

Features

- Small footprint: This multiple iPad charging station adapts to your surroundings. Transform any wall or counter into a secure area for charging mobile devices while taking up minimal space.
- Ultra secure: Lock away devices with a stainless steel padlock and keys.
- Long-term affordability: You don't have to sacrifice quality for affordability. This 5 device USB-C charging station is built to last, which offers significant long-term cost savings.

Dimensions

Width	Depth	Height	Weight
183mm	313mm	303mm	2.5kg



4Cabling Mobile TV Display Cart

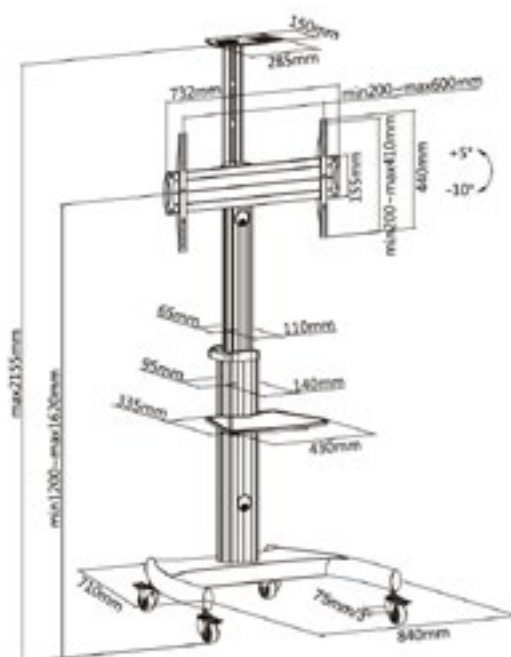
This aluminium mobile TV display stand offers a complete solution. Constructed of high-quality aluminum to ensure long-lasting durability. The stand features adjustable telescoping height allowing you to adjust for the best viewing angle. The middle tray allows space for your laptop or Blu-ray player.

Suitable for most 37"-70" flat panel TVs up to 50kg.

Features

- ▶ Easy & quick installation
- ▶ Large and sturdy base
- ▶ Appliance/equipment shelf rated to hold 5kg
- ▶ Suitable for most 37-70" TVs or monitors
- ▶ Durable locking castors
- ▶ Max. VESA: 600x400mm
- ▶ Max weight supported: 50kg
- ▶ Telescopic pillar height: 1200mm - 1620mm
- ▶ Display can be rotated 90°
- ▶ Vertical TV Tilt: +5° / -10°
- ▶ Internal cable management system to help keep cables concealed and organised
- ▶ 3 year limited warranty

Dimensions





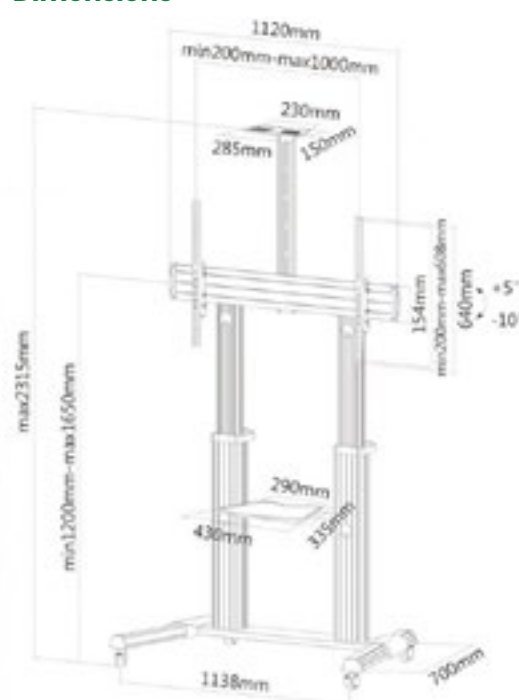
4Cabling Mobile TV Display Cart

This aluminium, ultra-large display TV trolley features a stylish, technical and functional design to provide elegant presentation solutions for most 65"-100" LED, LCD and OLED flat panel TVs up to 100kg. The incorporated TV bracket allows effortless height adjustment of max. 2315 mm to match different viewing needs and requirements. Vertical Tilt of +5° / -10° freely allows easy angle adjustment.

Features

- ▶ Total adjustable height: 1650mm (to TV centre point) and 2340 mm to top camera shelf
- ▶ Supplied with lockable integrated cabinet and adjustable Top Camera Shelf
- ▶ Maximum VESA on TV Bracket: 1000 x 600
- ▶ Heavy duty castor wheels with sturdy base
- ▶ D-Ring handle for trolley movement
- ▶ Maximum TV Load Capacity: 100kg
- ▶ Aluminium construction
- ▶ Vertical TV Tilt: +5° / -10°
- ▶ Full cable management
- ▶ Internal cable management for a clutter-free appearance

Dimensions





STAFFROOMS & MEETING ROOMS

CUSTOM MADE
SOLUTIONS
AVAILABLEASSEMBLY
SERVICE
AVAILABLE

Mia Round Meeting Tables

The Mia range of office furniture is a versatile flat pack solution consisting of commercial quality 25mm tabletops on 25mm sides. Supplied flat pack. An optional assembly service is available - contact Maxim for details.

Options

- ▶ Choice of tabletop colour on either a cross base or a round disk base.
- ▶ Round base available in black or chrome finish.
- ▶ 900mm or 1200mm diameter tabletop.

Colour Options



Colour Options

Worktop



Frame



Eko Canteen Tables

The Eko Canteen is the perfect solution when looking for a simple, affordable and easy update to a workspace. Available in 25/25/25mm system and built with a durable black steel frame and multiple worktop colours to pick from, the simple but universal appeal of the Eko Canteen is sure to impress. All products are stocked and shipped in flat-pack format to ensure ultra fast delivery.

Features

- ▶ Top: Melamine - 25mm E0 grade substrate finished in Studio White or New Oak with matching ABS edging.
- ▶ Frame: Black powdercoated steel, 25mm x 25mm tube with rails to all sides.
- ▶ Fast assembly system
- ▶ 10 year warranty

Dimensions

Width	Depth	Table Height
1200mm	600mm	730mm
	750mm	
1500mm	600mm	
	750mm	
1800mm	600mm	
	750mm	
	900mm	



Metal D-Leg Desks

A simple yet eye-catching desk featuring a white tabletop on a white square leg frame, with a modern angular bevelled design. Assembly required.

Dimensions

Width	Depth	Height
1500mm	750mm	725mm
1800mm		



Uni Flip Tables

The Uni Flip Table is a versatile and modern solution designed to meet the demands of dynamic workspaces and meeting environments. Equipped with swivelling castors, including two lockable ones for stability, this table offers unparalleled mobility. Its standout feature is a strong flip mechanism with safety stay-upright locks, ensuring both ease of use and safety.

Features


- ▶ Black 70mm castors for easy moving (2x lockable).
- ▶ Strong flip mechanism with safety stay upright locks.
- ▶ Melamine worktop - 25mm E0 grade substrate finished with matching 2mm ABS edge.
- ▶ Includes posts, rails & pull bars.
- ▶ 1 piece welded foot.
- ▶ 2 free pairs of table links included.

Dimensions

Width	Depth	Table Height
1200mm	600mm	725mm
	750mm	
1500mm	600mm	
	750mm	
1600mm	600mm	
	750mm	
1800mm	600mm	
	750mm	
2100mm	900mm	
	900mm	

Colour Options

Worktop



Frame



Axis Tables

The Axis desk system is designed for versatility, effortlessly fitting into both educational settings and office environments.

It stands out with confidence in open-plan areas or private offices. Offering extensive customisation options—five frame colors, two worktop colors, and a variety of worktop sizes—Axis allows you to personalise your workspace to your precise needs and style.

The Axis Table range includes coffee tables, meeting tables, bar leaners and height adjustable flip tables.

Features


- ▶ A great platform for all styles of meetings.
- ▶ 50 x 50 mm square end frames and 50 x 25 mm rails to all sides.
- ▶ Frames finished in Arctic White or Black powdercoat.
- ▶ Melamine - 25 mm E0 grade substrate finished in studio white or new oak with matching 2 mm ABS edge.
- ▶ 80mm height adjustment in each foot.
- ▶ 4 heavy duty 80mm lockable castors for mobile meeting tables.

Colour Options

Worktop



Frame



Dimensions - Meeting Tables

Width	Depth	Table Height
900mm diam.		
1050mm diam.		
1200mm diam.		
900mm	900mm	
1000mm	1000mm	
1200mm	600mm	
	750mm	
1500mm	600mm	
	750mm	
	600mm	
	750mm	
1800mm	900mm	
	1200mm	
2400mm	1200mm	

715mm



Dimensions - Height Adjustable Flip Tables

Width	Depth	Table Height
1500mm	750mm	
1800mm	750mm	
1800mm	900mm	

725 - 1025mm





Dimensions

Size	Width	Depth	Table Height
Small	1000 - 2400mm	600 - 900mm	720mm
Large	1000 - 2400mm	800 - 1200mm	

Agile Flip Tables

The Agile Flip table is our solution for flip tables that have a maximum tabletop width of 1200mm. Featuring a solid, one-handed flip mechanism and upright safety locks, the Agile Flip is mounted on a sturdy steel frame that has four distinct rail lengths.

Completed with swivelling, lockable castors, the Agile Flip table can easily be set up, reconfigured or rolled away for storage in no time at all.

Features

- ▶ Swiveling castors (2x lockable).
- ▶ Strong flip mechanism with safety stay upright locks.
- ▶ Melamine worktop - 25mm E1 grade substrate finished with matching 2mm ABS edge.
- ▶ 4 rail length options.
- ▶ Includes optional / movable worktop supports.
- ▶ 2 free pairs of table links included.

Colour Options

Worktop

Arctic White

New Oak (Matte)

New Oak (Ravine)

Classic Natural

Sublime Teak

Natural Walnut

Frame

Black



Dimensions

Width	Depth	Table Height
900mm diam.	730mm	
1050mm diam.		
1200mm diam.		

Eko Meeting Tables

The Ekosystem tables range are ideal for the classic meeting spaces.

With two base options and a range of worktop sizes, the EkoSystem range of tables provide options to suit any meeting space or learning area. The EkoSystem range comes with commercial-grade 25mm worktops in minimalist colourways to suit any project aesthetic.

Features

- ▶ Fixed height round table with pedestal base.
- ▶ Top: 18-25 mm substrate with 2mm ABS edge, Laminex commercial range finish.
- ▶ Base: Steel frame with powdercoat finish

Colour Options

Worktop

Arctic White

New Oak

Frame

Black

White



Ascend Tech Adjust Flip Tables

Dimensions

Width	Depth	Table Height
800 - 2100mm	600 - 750mm	600 - 840mm

Colour Options

Worktop



Frame



The Ascend Tech Adjust Flip table is ideal for education facilities requiring height adjustments for all age groups.

Featuring a technician-adjustable height range of 600mm to 840mm, a no-wobble tilt lock and flipping mechanism that can be performed with just one hand, the Ascend Tech Adjust is perfect for students and teachers of any age and ability.

Features

- ▶ Technician adjustable for all age groups- Technician adjustable in 40mm increments from 600mm to 840mm (includes measuring worktop thickness).
- ▶ Eco-friendly powdercoat finish.
- ▶ Easy use one handed flip mechanism.
- ▶ Safety locking functionality to prevent accidental return to horizontal.
- ▶ Space saving when not required for a table.
- ▶ Heavy Duty and hard-wearing edges (25mm).
- ▶ Easily lock stored tables together by using the top joiner on the frame.
- ▶ No wobble tilt mechanism.
- ▶ 20 year warranty on frames
- ▶ 2 free pairs of table links included.



Modulus All Black Tables

Dimensions

Width	Depth	Table Height
900mm diam.		720mm
1050mm diam.		
1200mm diam.		
1500mm	750mm	
	750mm	
1800mm	900mm	
	1200mm	
2400mm	1200mm	

Beautifully engineered, sophisticated functionality.

Modulus All Black frames feature a sleek, entirely black design that matches every desired color scheme. Equipped with a robust mechanism and standard safety stay-up locks, these frames offer versatility through a full range of options, from single post to multiple spans.

They support worktop sizes ranging from 900mm round to 1100mm wide lengths, thanks to their modular system. Furthermore, the Modulus All Black table provides excellent power box integration, making them a versatile and stylish choice for any setting.

Colour Options

Worktop

Arctic White

New Oak (Matte)

New Oak (Ravine)

Classic Natural

Sublime Teak

Natural Walnut

Frame

Black

White

Features

- ▶ Universal leg style that supports many table designs.
- ▶ Distinctive A-shaped rail and socket system securely locks the table together and gives immense strength.
- ▶ Frames finished in matt black powdercoat with polished alloy feet, collars and connectors.
- ▶ 25mm worksurfaces finished in melamine on E0 grade substrate with matching ABS edge.

Byron Hospitality Seating

Multipurpose stackable client chairs, ideal for reception areas, colleges, training centres or breakout areas.

Available with a plastic seat and back, or optionally upholstered in a large choice of house fabrics. Fully welded frame, 120kg weight capacity. 4 year warranty.

Features – Plastic Seat & Back

- ▶ Multi purpose stackable client chair. Stackable up to 20 chairs on trolley or up to 5 chairs on the floor.
- ▶ Fully strengthened plastic back shell.
- ▶ Fully welded frame, sled chrome base.
- ▶ Available in black only.
- ▶ BIFMA drop tested.
- ▶ Suitable for indoor use only.
- ▶ 4 year warranty, 120kg weight limit.

Features – Upholstered Seat & Back

- ▶ Multi purpose stackable client chair. Stackable up to 10 chairs on trolley or up to 5 chairs on the floor.
- ▶ Fully strengthened plastic back shell.
- ▶ Fully welded frame, sled chrome base.
- ▶ Available in a range of house fabrics.
- ▶ BIFMA drop tested.
- ▶ Suitable for indoor use only.
- ▶ 4 year warranty, 120kg weight limit.

Features – Byron Chair Trolley


- ▶ Black metal trolley, easy to move when stacked.
- ▶ Available in black only.
- ▶ Suitable for indoor use only.
- ▶ 4 year warranty.

Colour Options

Shell

Black

House Fabrics





Barossa Seating

Stackable chairs with a modern leg profile. Available with optional upholstered seat and back pads in a range of house fabrics. Use the dedicated trolley to easily stack and move chairs up to 10 high.

Features

- ▶ Multi purpose stackable client chair. Stackable up to 10 chairs on trolley or up to 5 chairs on the floor.
- ▶ Plastic under pan.
- ▶ Durable black plastic shell.
- ▶ Optionally upholstered in house fabrics.
- ▶ Available with black metal legs or with timber-look metal legs.
- ▶ Suitable for indoor use only.
- ▶ 4 year warranty, 120kg weight limit.

Colour Options

Shell	Legs	
Black	Black	Timber Look
House Fabrics		
Loop Aqua	Loop Dust	Loop Hot
Loop Lime	Loop Mist	Loop Red
Loop Sea	Loop Tree	Jazz Apple
Jazz Black	Jazz Charcoal	Jazz Crimson
Jazz Indigo	Jazz Midnight	Jazz Navy
Jazz Orange	Jazz Silver	Jazz Turquoise
Metro Black	Metro Ink	



Oakland Mesh Back Chair

Features

- ▶ Features a black powder coat frame, upholstered seat and ergonomic mesh back reset.
- ▶ Ergonomic back support, ideal for everyday use.
- ▶ A popular option for reception spaces, break out areas and also classrooms.
- ▶ Light weight and stackable (up to 5), allowing for easy storage and transport.
- ▶ Available in black only.
- ▶ 3 year warranty, 120kg weight limit.

Team Conference Tables

The Team Table range epitomises versatility and contemporary design, tailored for a variety of meeting environments. Its core features a durable, lightweight aluminium frame that ensures ease of mobility without sacrificing durability, all while presenting a refined and modern aesthetic perfectly suited for any professional setting. This combination of robust construction and sleek design allows the table to seamlessly blend into diverse office environments, enhancing both functionality and style.

Features

- ▶ Durable, lightweight aluminium frame - refined, modern appearance.
- ▶ Accommodates for one-on-one meetings to corporate business discussions or presentations.
- ▶ 4, 6 and 8 leg configurations
- ▶ Frames finished in Polished Alloy or Powdercoat in Matte Black or Gloss White
- ▶ 25mm worktops finished in White melamine on E0 grade substrate with matching ABS edge
- ▶ Fixed height 750 mm (incl worktop)
- ▶ 30mm levelling guide adjustments in each foot
- ▶ Made to order frame sizes available

Colour Options

Worktop



Frame



Dimensions

Width	Depth	Table Height
900mm diam.		750mm
1050mm diam.		
1200mm diam.		
1500mm	750mm	
	750mm	
1800mm	900mm	
	1200mm	1200mm
2400mm	1200mm	
3600mm	1200mm	
4800mm	1200mm	



Colour Options



Mia Boat Shaped Boardroom Table

The Mia range of office furniture is a versatile flat pack solution consisting of commercial quality 25mm tabletops on 25mm sides. Supplied flat pack. An optional assembly service is available - contact Maxim for details.

Dimensions

Width	Depth	Table Height
2400mm	1200mm	720mm



Plantation Conference Tables

The natural option for a relaxed aesthetic.

The Plantation family of desking and tables in solid Oak, brings the natural beauty of timber inside the office, and blends it with modern manufacturing methods & materials to ensure longevity.

True to its origin in nature, Plantation can adapt easily, being suitable for individual or group space, focused or social. In fact, it is ideal for today’s creative working environments, delivering a practical and thoughtful solution, supporting an array of working styles and configurations.

Dimensions

Width	Depth	Table Height
900mm diam.		
1050mm diam.		
1200mm diam.		
1200mm	600mm	
	750mm	
1500mm	600mm	
	750mm	
	600mm	720mm
	750mm	
1800mm	900mm	
	1200mm	
2100mm	900mm	
2400mm	1200mm	
3600mm (2 pieces)	1200mm	
4800mm (2 pieces)	1200mm	

Features

- ▶ Legs constructed with black powder coat top housing and natural finish solid oak.
- ▶ 3, 4, 6 and 8 leg configurations.
- ▶ Black powdercoat rails and connectors
- ▶ Fixed worktop height of 720mm
- ▶ 25mm adjustable foot
- ▶ 70 x 50mm leg
- ▶ Solid Beech - 25mm with shark-nose edge (selected sizes only)

Colour Options

Worktop	Frame					
Arctic White	New Oak (Matte)	New Oak (Ravine)	Classic Natural	Sublime Teak	Natural Walnut	New Oak



Flare Conference Tables

Dimensions

Width	Depth	Table Height
1800	750	720mm
	900	
	1200	
2100	900	
	1200	
2400	750	
	1200	
3000	750	
3200	750	
3600	750	
	900	
	1200	
4800	900	
	1200	

Colour Options

Worktop



Frame



A fresh take on a classic style.

The Flare table is a fresh take on a classic style and would be a modern and stylish addition to any workplace or home office. In a variety of stocked and custom sizes available, the Flare table is perfect for workstations, meeting rooms, boardrooms and breakout areas. The Flare also offers adjustable rails to order, so you can customise your table length and width to an infinite number of specifications.

Frames and fixtures are constructed with a high quality, premium mild steel with 80x40mm 'beam style' black or white powdercoated splayed legs and a choice of five worktop finishes... so you can have peace of mind that it's strong and stable for your workspace environment.

Features

- ▶ Legs, top housing and rails in white or black powdercoat finish.
- ▶ 25mm adjustable foot.
- ▶ 80 x 40mm splayed legs, 50 x 25mm rails
- ▶ Melamine Worktop - 25mm E1 grade substrate finished in studio white or New Oak with matching 2mm ABS edge
- ▶ Premium Fixings - additional fixings made from premium steel for added strength and stability
- ▶ Adjustable size rails - custom length rails available to create infinite sized frames



Modulus All Black Tables

Dimensions

Width	Depth	Table Height
2400mm	1200mm	720mm
3600mm <i>(2 pieces)</i>	1200mm	
4800mm <i>(2 pieces)</i>	1200mm	
5400mm <i>(3 pieces)</i>	1200mm	
6000mm <i>(4 pieces)</i>	1200mm	

Colour Options

Worktop

Arctic White

New Oak (Matte)

New Oak (Ravine)

Classic Natural

Sublime Teak

Natural Walnut

Frame

Black

White

Beautifully engineered, sophisticated functionality.

Modulus All Black frames feature a sleek, entirely black design that matches every desired color scheme. Equipped with a robust mechanism and standard safety stay-up locks, these frames offer versatility through a full range of options, from single post to multiple spans.

Features

- ▶ Universal leg style that supports many table designs.
- ▶ Distinctive A-shaped rail and socket system securely locks the table together and gives immense strength.
- ▶ Perfect for boardroom or meeting tables.
- ▶ Single and twin post options for boardrooms with single, or double or triple span.
- ▶ Frames finished in matt black powdercoat with polished alloy feet, collars and connectors.
- ▶ 25mm worksurfaces finished in melamine on E0 grade substrate with matching ABS edge.



Dimensions

Width	Depth	Table Height
600mm diam.		450mm
900mm	600mm	
1200mm	600mm	

Colour Options



Plantation Coffee Tables

The natural option for a relaxed aesthetic.

The Plantation family of desking and tables in solid Oak, brings the natural beauty of timber inside the office, and blends it with modern manufacturing methods & materials to ensure longevity.

True to its origin in nature, Plantation can adapt easily, being suitable for individual or group space, focused or social. In fact, it is ideal for today's creative working environments, delivering a practical and thoughtful solution, supporting an array of working styles and configurations.

Features

- ▶ Legs constructed with black powder coat top housing and natural finish solid oak.
- ▶ Black powdercoat rails and connectors
- ▶ Fixed table height of 450mm
- ▶ 25mm adjustable foot
- ▶ 70 x 50mm leg



Dimensions

Width	Depth	Table Height
600mm diam.		450mm
900mm diam.		

Eko Coffee Tables

The EkoSystem range comes with commercial-grade 25mm worktops in minimalist colourways to suit any project aesthetic.

Features

- ▶ Fixed height round table with pedestal base.
- ▶ Top: 18-25 mm substrate with 2mm ABS edge, Laminex commercial range finish.
- ▶ Base: Steel frame with powdercoat finish

Colour Options





Colour Options

Worktop

Arctic White

New Oak (Matte)

New Oak (Ravine)

Classic Natural

Sublime Teak

Natural Walnut

Frame

Black

White

Axis Coffee Tables

Offering extensive customisation options—five frame colors, two worktop colors, and a variety of worktop sizes—Axis allows you to personalise your workspace to your precise needs and style.

The Axis Table range includes coffee tables, meeting tables, bar leaners and height adjustable flip tables.

Features

- ▶ 50 x 50 mm square end frames and 50 x 25 mm rails to all sides.
- ▶ Frames finished in Arctic White or Black powdercoat.
- ▶ Melamine - 25 mm E0 grade substrate finished in studio white or new oak with matching 2 mm ABS edge.

Dimensions

Width	Depth	Table Height
1500mm	750mm	450
1800mm	750mm	
1800mm	900mm	



Communicate Mobile Whiteboards

Features

- ▶ Available with a standard surface or with a heavy duty porcelain surface, providing an unrivaled surface guarantee of 25 years.
- ▶ Stylish corporate look with a quality magnetic whiteboard surface.
- ▶ Tubular steel construction in Pearl Silver powder coated finish.
- ▶ Pivots 360° with a unique locking mechanism.
- ▶ Full length pen tray.
- ▶ Strong lockable castors.

Dimensions (Whiteboard Surface)

Width	Height
1200mm	920mm
1500mm	900mm
1500mm	1200mm
1800mm	1200mm

Surface
GuaranteeINSTALLATION
SERVICE
AVAILABLE

Communicate Porcelain Whiteboards

Porcelain surface (or vitreous enamel) whiteboards are ideal for heavy duty use such as schools, higher education, conference centres and medical facilities.

Features

- ▶ Concealed wall fittings.
- ▶ Long Life 25-year guarantee.
- ▶ Magnetic Surface.
- ▶ Full length aluminium pen tray.
- ▶ Standard aluminium frame with Galvanised steel sheet backing.

Dimensions (Whiteboard Surface)

Width	Height	Width	Height
900mm	600mm	1800mm	1200mm
1200mm	900mm	2100mm	1200mm
1200mm	1200mm	2400mm	1200mm
1500mm	900mm	3000mm	1200mm
1500mm	1200mm	3600mm	1200mm
1800mm	900mm		

Communicate Whiteboards


Excellent hardwearing magnetic surface for general use applications.

Features

- ▶ Can be mounted landscape or portrait.
- ▶ Aluminium frame, concealed corner mounting
- ▶ Supplied with pen tray and fixings.
- ▶ Surface guaranteed for 8 years.
- ▶ Ideal for all lighter to medium whiteboard writing users.

Dimensions (Whiteboard Surface)

Width	Height	Width	Height
900mm	600mm	1800mm	900mm
1200mm	900mm	1800mm	1200mm
1200mm	1200mm	2100mm	1200mm
1500mm	900mm	2400mm	1200mm
1500mm	1200mm	3000mm	1200mm

INSTALLATION
SERVICE
AVAILABLESurface
Guarantee



LX8 Series Slim Frame Porcelain Whiteboards

Minimal 4mm frame with a scratch and stain resistant porcelain (vitreous enamel) surface, providing the best performance writing surface with a 25-year lifetime guarantee. 20mm thick. Some sizes are available in a matte appearance surface for anti-glare projection capability.

Features

- ▶ A 4mm lip in the aluminium profile covers and protects the cut edge of the porcelain board surface.
- ▶ Designed to be installed with no visible fixings.
- ▶ A whiteboard wall can be created with unlimited board modules butt joined side by side. Maximum module is 3000 x 1200mm. For a more seamless look we recommend white powder coated frames.
- ▶ Recommended for high use situations.
- ▶ Custom sizes made to order.

Dimensions (Whiteboard Surface)

Width	Height	Width	Height
1200mm	900mm	1800mm	1200mm
1200mm	1200mm	2100mm	1200mm
1500mm	1200mm	2400mm	1200mm
1800mm	900mm	3000mm	1200mm

LX6 Series Slim Frame Whiteboards

Excellent hardwearing magnetic surface for general use applications. Use with drywipe pens and any magnetic accessory. Surface guaranteed for 8 years. 20mm thick.


Features

- ▶ Designed to be installed with no visible fixings.
- ▶ A whiteboard wall can be created with unlimited board modules butt joined side by side. Maximum module is 3000 x 1200mm. For a more seamless look we recommend white powder coated frames.
- ▶ Whiteboard panels can be mixed and matched with any pinboard or Echo panel required, also using the LX6 Slim Edge minimalist frame, to fully integrate with your office décor or provide acoustic benefits to your environment.

Dimensions (Whiteboard Surface)

Width	Height	Width	Height
1200mm	900mm	1800mm	1200mm
1200mm	1200mm	2400mm	1200mm
1800mm	900mm	3000mm	1200mm





Dimensions

Width	Height	Width	Height
900mm	600mm	1500mm	1200mm
900mm	900mm	1800mm	900mm
1200mm	900mm	1800mm	1200mm
1200mm	1200mm	2400mm	1200mm
1500mm	900mm	3000mm	1200mm

Vertiface Pinboards

High quality smooth vertiface pinboards. Low maintenance, ideal for offices or the classroom. 100% recyclable, non-allergenic materials. Accepts hook and loop (Velcro) accessories. Supplied with aluminium frame and wall fixtures.

Features

- ▶ Can be mounted portrait or landscape.
- ▶ Available in a large range of Autex Vertiface colours.

Colour Options



Corporate Cork Pinboard

The natural tones of cork suit any office or home décor. 100% natural cork over bioboard provides an environmentally friendly product. Aluminium frame with stylish corners and concealed wall fixings. Bonus push pins included.

Dimensions

Width	Height	Width	Height
900mm	600mm	1500mm	900mm
900mm	900mm	1500mm	1200mm
1200mm	900mm	1800mm	1200mm
1200mm	1200mm	2400mm	1200mm



Unframed Wrapped Smooth Velour Pinboard

Our highly popular unframed, wrapped-ove-the-edge pinboards. No aluminium frame. Available in smooth velour. Secured to our environmentally friendly 12mm bioboard backing.



Features

- ▶ Available in large range of colours.
- ▶ Stainless steel screw cap fixing kit included (kit includes fixings to suit Gyprock or brick walls).
- ▶ Special sizes to order.

Dimensions

Width	Height	Width	Height
900mm	600mm	1500mm	1200mm
900mm	900mm	1800mm	900mm
1200mm	900mm	1800mm	1200mm
1200mm	1200mm	2400mm	1200mm
1500mm	900mm		

Colour Options





Lightweight Dividers

These sturdy, fabric covered display dividers are an asset wherever a lightweight, easy to relocate, display screen is required. The panels have the option of being fitted into the feet either vertically or horizontally.

Features

- ▶ 50mm thick
- ▶ Versatile - use as a display unit and/or a room divider.
- ▶ Velour fabric compatible with pushpins and velcro.
- ▶ Sturdy metal feet included.
- ▶ Optional castors available.
- ▶ Unit heights listed include base (approx 100mm).

Colour Options



Dimensions

Width	Height	Width	Height
	1200mm		1200mm
900mm	1500mm	1200mm	1500mm
	1800mm		1800mm



Great Dividers

Fabric Great Dividers are a brand new rolling wall system for flexibly dividing space and providing effective visual and acoustic barriers. While providing excellent space division, when not being used they simply fold up and roll away in seconds into a compact and storable unit. Great Dividers are a completely modular system allowing you to add panels to create the length of divide you need, up to 7.5 metres long. For even longer configurations units can be ganged together.

Great Dividers come in two heights: 1820mm high (6 foot) or 2438mm high (8 foot). While the most popular version is the blue fabric wall, there is also the option of a pair of dry-erase whiteboard wall panels.

Great Divider fabric panels are pinnable with a soft substrate, which also aids sound attenuation.



Features

- ▶ Supplied as a starter set with add-on panels available. (Add-ons supplied as hinged pairs.)
- ▶ Connect up to 3 pairs of add-on panels to create large format flexible walls up to 7.5m long. Even longer configurations are possible using an optional 4-piece ganging link kit.
- ▶ Even longer configurations are possible using an optional 4-piece ganging link kit (available separately).
- ▶ Select from a blue fabric finish or white dry-erase surface.
- ▶ Lockable castors allow for rapid setup or movement.
- ▶ Compacts for easy storage.
- ▶ 30mm panel thickness.

Colour Options



Dimensions

	Width	Height	Depth
Starter Set	2520mm	1820mm	700mm
		2438mm	
Add-on Set	1700mm	1820mm	
		2438mm	

Mia Storage Range

Representing great quality at an affordable price, the Mia range of storage cupboards are not just ideal for the classroom, they can also be used across the school in offices, libraries, staff rooms and sick bays.

Colour Options



Features

- ▶ Commercial quality 25mm flatpack solution.
- ▶ Assembly required. An optional assembly service is available, contact us for details.



Mia Cupboard
Half Door with Lock

Dimensions

Width	Depth	Height
900mm	450mm	1800mm



Mia Cupboard
Full Door with Lock

Dimensions

Width	Depth	Height
900mm	450mm	1800mm



Mia Sliding Door
Credenza with Lock

Dimensions

Width	Depth	Height
1500mm	450mm	720mm
1800mm		



Mia Bookcases

Dimensions

Width	Depth	Height
900mm	320mm	900mm
		1200mm
		1500mm
		1800mm

Lodge Lounges

Australian made lounges, fully upholstered with antibacterial commercial grade foam on a robust timber frame. Polished clear/natural timber legs with nylon glides supplied as standard. Lodge Lounges can be customised from a wide variety of quality fabric, vinyl or leather finishes and a range of stain colours. Weight limit 120kg per seat.



Options

- ▶ Choice of fabric, vinyl or leather.
- ▶ Choice of stain colours.
- ▶ Chrome sled or leg underframe.
- ▶ Interchangeable legs.
- ▶ Stain colours available - chocolate, beech, mahogany, teak, walnut.

Standard Fabric Options



Dimensions (Single)

	Width	Depth	Height
Overall		760mm	790mm
Seat	630mm	530mm	450mm
Back		-	420mm

Dimensions (Single w/ Arms)

	Width	Depth	Height
Overall	810mm	760mm	790mm
Seat	590mm	530mm	450mm
Back	630mm	-	420mm

Dimensions (2 Seater)

	Width	Depth	Height
Overall		760mm	790mm
Seat	1230mm	530mm	450mm
Back		-	420mm

Dimensions (2 Seater w/ Arms)

	Width	Depth	Height
Overall	1410mm	760mm	790mm
Seat	1190mm	530mm	450mm
Back	1230mm	-	420mm

Dimensions (3 Seater)

	Width	Depth	Height
Overall		760mm	790mm
Seat	1830mm	530mm	450mm
Back		-	420mm

Dimensions (3 Seater w/ Arms)

	Width	Depth	Height
Overall	2010mm	760mm	790mm
Seat	1790mm	530mm	450mm
Back	1830mm	-	420mm



Plaza Lounges

A versatile collection of lounges finished in black PU. Featuring a solid hardwood frame with stainless steel feet and a webbed base. Loose cushions upholstered both sides. Pocket spring seat. Easy care surface makes it ideal for use in meeting and public reception areas. Weight limit 130kg per seat.

Dimensions

	Width	Depth	Height
Single	835mm	740mm	790mm
2 Seater	1400mm		
3 Seater	1970mm		




Montage Lounges

The Montage Lounge is available finished in a wide range of hardwearing house fabric swatches. Featuring a solid hardwood frame with stainless steel feet and a webbed base. Loose cushions upholstered both sides. Pocket spring seat. Weight limit 130kg per seat.

Dimensions

	Width	Depth	Height
Single	835mm	740mm	790mm
2 Seater	1400mm		
3 Seater	1970mm		

Colour Options





Colour Options



Mia Coffee Table

The Mia range of office furniture is a versatile flat pack solution consisting of commercial quality 25mm tabletops on 25mm sides. Supplied flat pack. An optional assembly service is available - contact Maxim for details.

Dimensions

Width	Depth	Height
900mm	600mm	450mm



Dimensions

Width	Depth	Table Height
600mm diam.		
900mm	600mm	450mm
1200mm	600mm	

Colour Options



Plantation Coffee Tables

The natural option for a relaxed aesthetic.

The Plantation family of desking and tables in solid Oak, brings the natural beauty of timber inside the office, and blends it with modern manufacturing methods & materials to ensure longevity.

True to its origin in nature, Plantation can adapt easily, being suitable for individual or group space, focused or social. In fact, it is ideal for today's creative working environments, delivering a practical and thoughtful solution, supporting an array of working styles and configurations.

Features

- ▶ Legs constructed with black powder coat top housing and natural finish solid oak.
- ▶ Black powdercoat rails and connectors
- ▶ Fixed table height of 450mm
- ▶ 25mm adjustable foot
- ▶ 70 x 50mm leg



Eko Coffee Tables

The EkoSystem range comes with commercial-grade 25mm worktops in minimalist colourways to suit any project aesthetic.

Features

- ▶ Fixed height round table with pedestal base.
- ▶ Top: 18-25 mm substrate with 2mm ABS edge, Laminex commercial range finish.
- ▶ Base: Steel frame with powdercoat finish

Dimensions

Width	Depth	Table Height
600mm diam.		450mm
900mm diam.		

Colour Options

Worktop	Frame
Arctic White	Black
New Oak	White



Axis Coffee Tables

Offering extensive customisation options—five frame colors, two worktop colors, and a variety of worktop sizes—Axis allows you to personalise your workspace to your precise needs and style.

The Axis Table range includes coffee tables, meeting tables, bar leaners and height adjustable flip tables.

Features

- ▶ 50 x 50 mm square end frames and 50 x 25 mm rails to all sides.
- ▶ Frames finished in Arctic White or Black powdercoat.
- ▶ Melamine - 25 mm E0 grade substrate finished in studio white or new oak with matching 2 mm ABS edge.

Colour Options

Worktop	Frame
Arctic White	Black
New Oak (Matte)	White
New Oak (Ravine)	
Classic Natural	
Sublime Teak	
Natural Walnut	

Dimensions

Width	Depth	Table Height
1500mm	750mm	450
1800mm	750mm	
1800mm	900mm	



Mia Round Meeting Tables

The Mia range of office furniture is a versatile flat pack solution consisting of commercial quality 25mm tabletops on 25mm sides. Supplied flat pack. An optional assembly service is available - contact Maxim for details.

Options

- ▶ Parchment (white) tabletop colour on either a cross base or a round disk base.
- ▶ Round base available in black or chrome finish.
- ▶ 900mm or 1200mm diameter tabletop.



Eko Canteen Tables

The Eko Canteen is the perfect solution when looking for a simple, affordable and easy update to a workspace. Available in 25/25/25mm system and built with a durable black steel frame and multiple worktop colours to pick from, the simple but universal appeal of the Eko Canteen is sure to impress. All products are stocked and shipped in flat-pack format to ensure ultra fast delivery.

Features

- ▶ Top: Melamine - 25mm E0 grade substrate finished in Studio White or New Oak with matching ABS edging.
- ▶ Frame: Black powdercoated steel, 25mm x 25mm tube with rails to all sides.
- ▶ Fast assembly system
- ▶ 10 year warranty

Dimensions

Width	Depth	Table Heights
1200mm	600mm	730mm
	750mm	
1500mm	600mm	
	750mm	
1800mm	600mm	
	750mm	
	900mm	

Colour Options





Metal D-Leg Desks

A simple yet eye-catching desk featuring a white tabletop on a white square leg frame, with a modern angular bevelled design. Assembly required.

Dimensions

Width	Depth	Height
1500mm	750mm	725mm
1800mm		



Eko Meeting Tables

The Ekosystem tables range are ideal for the classic meeting spaces.

With two base options and a range of worktop sizes, the EkoSystem range of tables provide options to suit any meeting space or learning area. The EkoSystem range comes with commercial-grade 25mm worktops in minimalist colourways to suit any project aesthetic.

Features

- ▶ Fixed height round table with pedestal base.
- ▶ Top: 18-25 mm substrate with 2mm ABS edge, Laminex commercial range finish.
- ▶ Base: Steel frame with powdercoat finish

Dimensions

Width	Depth	Table Height
900mm diam.	730mm	
1050mm diam.		
1200mm diam.		

Colour Options

Worktop	Frame
Arctic White	Black
Raw Oak	White



Dimensions

Width	Depth	Table Height
900mm diam.		750mm
1050mm diam.		
1200mm diam.		
1500mm	750mm	
	750mm	
1800mm	900mm	
	1200mm	
2400mm	1200mm	
3600mm	1200mm	
4800mm	1200mm	

Team Conference Tables

The Team Table range epitomises versatility and contemporary design, tailored for a variety of meeting environments. Its core features a durable, lightweight aluminium frame that ensures ease of mobility without sacrificing durability, all while presenting a refined and modern aesthetic perfectly suited for any professional setting. This combination of robust construction and sleek design allows the table to seamlessly blend into diverse office environments, enhancing both functionality and style.

Features

- ▶ Durable, lightweight aluminium frame - refined, modern appearance.
- ▶ Accommodates for one-on-one meetings to corporate business discussions or presentations.
- ▶ 4, 6 and 8 leg configurations
- ▶ Frames finished in Polished Alloy or Powdercoat in Matte Black or Gloss White
- ▶ 25mm worktops finished in White melamine on E0 grade substrate with matching ABS edge
- ▶ Fixed height 750 mm (incl worktop)
- ▶ 30mm levelling guide adjustments in each foot
- ▶ Made to order frame sizes available

Colour Options

Worktop

Arctic White

New Oak (Matte)

New Oak (Ravine)

Classic Natural

Sublime Teak

Natural Walnut

Frame

Black

White



Colour Options

Parchment

Beech/Storm


CUSTOM MADE SOLUTIONS AVAILABLE


ASSEMBLY SERVICE AVAILABLE

Mia Boat Shaped Boardroom Table

The Mia range of office furniture is a versatile flat pack solution consisting of commercial quality 25mm tabletops on 25mm sides. Supplied flat pack. An optional assembly service is available - contact Maxim for details.

Dimensions

Width	Depth	Table Height
2400mm	1200mm	720mm



Dimensions

Width	Depth	Height
1500mm	750mm	720mm
1800mm	750mm	720mm

Kindred Flip Top Table

Kindred Flip-Top Tables are a smart, robust folding table solution that will bring cutting edge design to your office at an affordable price.

Features

- ▶ Durable flip-top mechanism quickly pivots tabletop into an upright position for easy transportation and storage.
- ▶ Includes 4 heavy duty lockable castors.
- ▶ Laminex commercial range finish.

Colour Options

Tabletop			Frame		
White	Beech	Natural Oak	White	Black	



Dimensions

Width	Depth	Table Height
1500mm	600mm	1050mm
	750mm	
1800mm	600mm	
	750mm	
	900mm	
	1200mm	
2400mm (2 pieces)	600mm	
	750mm	
3600mm (2 pieces)	600mm	
	750mm	
	900mm	
	1200mm	

Axis Bar Leaner

Offering extensive customisation options—five frame colors, two worktop colors, and a variety of worktop sizes—Axis allows you to personalise your workspace to your precise needs and style.

Features

- ▶ 50 x 50 mm square end frames and 50 x 25 mm rails to all sides.
- ▶ Frames finished in Arctic White or Black powdercoat.
- ▶ Melamine - 25 mm E0 grade substrate finished in studio white or new oak with matching 2 mm ABS edge.

Colour Options

Worktop					
Arctic White	New Oak (Matte)	New Oak (Ravine)	Classic Natural	Sublime Teak	Natural Walnut
Frame					
Black	White				

Axis Tables

The Axis desk system is designed for versatility, effortlessly fitting into both educational settings and office environments.

It stands out with confidence in open-plan areas or private offices. Offering extensive customisation options—five frame colors, two worktop colors, and a variety of worktop sizes—Axis allows you to personalise your workspace to your precise needs and style.

Axis Workstations work well with either Studio50 or AcoustiQ screens. These screens not only complement the aesthetics of the desk, but can also serve as modesty panels, seamlessly integrating with walkways for a cohesive and professional look.

The Axis Table range includes coffee tables, meeting tables, bar leaners and height adjustable flip tables.

Features

- ▶ A great platform for all styles of meetings.
- ▶ 50 x 50 mm square end frames and 50 x 25 mm rails to all sides.
- ▶ Frames finished in Arctic White or Black powdercoat.
- ▶ Melamine - 25 mm E0 grade substrate finished in studio white or new oak with matching 2 mm ABS edge.
- ▶ 80mm height adjustment in each foot.
- ▶ 4 heavy duty 80mm lockable castors for mobile meeting tables.

Colour Options

Worktop

Arctic White

New Oak (Matte)

New Oak (Ravine)

Classic Natural

Sublime Teak

Natural Walnut

Frame

Black

White

Dimensions - Meeting Tables

Width	Depth	Table Height
900mm diam.		715mm
1050mm diam.		
1200mm diam.		
900mm	900mm	
1000mm	1000mm	
1200mm	600mm	
	750mm	
1500mm	600mm	
	750mm	
1800mm	600mm	
	750mm	
	900mm	
2400mm	1200mm	
	1200mm	



Dimensions - Height Adjustable Flip Tables

Width	Depth	Table Height
1500mm	750mm	725 - 1025mm
1800mm	750mm	
1800mm	900mm	





Plantation Conference Tables

The natural option for a relaxed aesthetic.

The Plantation family of desking and tables in solid Oak, brings the natural beauty of timber inside the office, and blends it with modern manufacturing methods & materials to ensure longevity.

True to its origin in nature, Plantation can adapt easily, being suitable for individual or group space, focused or social. In fact, it is ideal for today's creative working environments, delivering a practical and thoughtful solution, supporting an array of working styles and configurations.

Dimensions

Width	Depth	Table Height
900mm diam.		
1050mm diam.		
1200mm diam.		
1200mm	600mm	
	750mm	
1500mm	600mm	
	750mm	
	600mm	720mm
	750mm	
1800mm	900mm	
	1200mm	
2100mm	900mm	
2400mm	1200mm	
3600mm (2 pieces)	1200mm	
4800mm (2 pieces)	1200mm	

Features

- ▶ Legs constructed with black powder coat top housing and natural finish solid oak.
- ▶ 3, 4, 6 and 8 leg configurations.
- ▶ Black powdercoat rails and connectors
- ▶ Fixed worktop height of 720mm
- ▶ 25mm adjustable foot
- ▶ 70 x 50mm leg
- ▶ Solid Beech - 25mm with shark-nose edge (selected sizes only)

Colour Options

Worktop



Frame





Dimensions

Width	Depth	Height
1200mm	750mm	715mm
1500mm	750mm	
	800mm	
1600mm	850mm	
1800mm	750mm	
	800mm	

Agile Fixed Desks

The Agile fixed height collection is popular for offices looking to complement their height adjustable systems with low-cost benching. Fully interchangeable with the AgileMotion+ and two column systems to enable matching aesthetics across the office.

Features

- ▶ Fixed Height: 715mm (including worktop)
- ▶ Glide Adjustment: 25mm
- ▶ Steel Frame Thickness: 2mm
- ▶ Leg Profile: 90mm x 60mm (Rectangular)
- ▶ Foot Profile: 580mm or 680mm (Flat)
- ▶ Max Weight Rating: 160kg
- ▶ Optional cable management integration

Colour Options

Worktop

Arctic White

New Oak (Matte)

New Oak (Ravine)

Classic Natural

Sublime Teak

Natural Walnut

Frame

Black

White



Dimensions

Width	Depth	Height
1200mm	750mm	620-1270mm
1500mm	750mm	
	800mm	
1600mm	750mm	
	800mm	
1800mm	750mm	
	800mm	

Agile Motion Desks

Agile Motion is a three-column standing desk solution, featuring whisper-quiet dual motors, an AS/NZS compliant height adjustment range and despite having a slightly smaller frame, a 140kg weight rating.

Features

- ▶ Electric double motor height range 620-1270mm
- ▶ Adjustment speed 30mm/s
- ▶ Concealed motors in each leg
- ▶ Frames finished in white or black powdercoat
- ▶ Commercial-grade 25mm worktops constructed from E0 board and finished in melamine with matching 2 mm PVC edging
- ▶ 4 point memory control with LCD readout, programmable to restrict min/max height and to set anti-collision sensitivity
- ▶ Fast to assemble - rails come pre-fitted to the legs where possible

Colour Options

Worktop

Arctic White

New Oak (Matte)

New Oak (Ravine)

Classic Natural

Sublime Teak

Natural Walnut

Frame

Black

White

Agile Motion+ Desks

AgileMotion+ Electric Desk is a fully optioned electric height programmable desking system, designed for modern, premium office spaces.

Features

- ▶ Electric double motor height range 635- 1295mm
- ▶ Adjustment speed 30mm/s
- ▶ Concealed motors in each leg and only 40db whilst in operation
- ▶ Frames finished in white or black powdercoat
- ▶ Commercial grade 25mm melamine worktop constructed with zero formaldehyde
- ▶ 160 kg weight rating (evenly distributed)
- ▶ 4 point memory control with LCD readout, programmable to restrict min/max height and to set anti-collision sensitivity
- ▶ Fast to assemble - rails come pre-fitted to the legs where possible

Dimensions

Width	Depth	Height
1200mm	750mm	635-1295mm
1500mm	750mm	
	800mm	
1600mm	750mm	
	800mm	
1800mm	750mm	
	800mm	

Colour Options

Worktop





Dimensions (Single Sided Desk)

Width	Depth	Height
1200mm	750mm	680-1160mm
1500mm	750mm	
	800mm	
1600mm	750mm	
	800mm	
1800mm	750mm	
	800mm	

Dimensions (90° Workstation)

Width	Depth	Height
1800x1800mm	600mm	680-1160mm
	750mm	

Agile 2C Electric Desks

Features

- ▶ Min/Max Height: 680mm – 1130mm (including worktop)
- ▶ Glide Adjustment: 25mm
- ▶ Steel Frame Thickness: 2mm
- ▶ Leg Profile: 90mm x 60mm (Rectangular)
- ▶ Leg Columns: 2
- ▶ Foot Profile: 580mm or 680mm (Flat)
- ▶ Max Weight Rating: 160kg

Colour Options

Worktop

Arctic White

New Oak (Matte)

New Oak (Ravine)

Classic Natural

Sublime Teak

Natural Walnut

Frame

Black

White





Anvil Desk Range



From the distinctly triangular frame profile to the 25mm E1 grade melamine worktop, the Anvil is just as much a statement piece as it is a functional piece of office furniture. Strong, stable and versatile; each Anvil desk also features a fixed height of 715mm, cable port with cover and a 30mm height adjustment in each foot.

As a modular, multi-configuration desk, the Anvil is available in a virtually unlimited number of arrangements from straight, double sided and pod configurations to complex, hybrid setups. With countless design options, the only limit to the Anvil's functionality is your imagination.

Features

- ▶ Fixed height: 715mm (including worktop)
- ▶ Steel frame thickness: 2mm
- ▶ Leg profile: triangular 50mm x 50mm loop leg
- ▶ Leg columns: 1
- ▶ Foot profile: 25mm height adjustment in each foot
- ▶ Max weight rating: 160kg

Colour Options

Worktop



Frame



Dimensions (Single Sided Desk)

Width	Depth	Height
1500mm	750mm	730mm
1600mm	600mm	
	750mm	
	600mm	
1800mm	750mm	
	900mm	
2100mm	800mm	

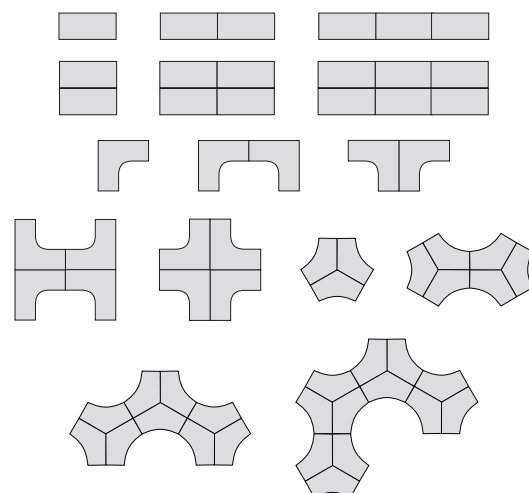
Dimensions (90° Workstation)

Width	Depth	Height
1800x1800mm	600mm	730mm
	750mm	

Dimensions (120° Workstation)

Width	Depth	Height
1800x1800mm	600mm	730mm
	750mm	

Configurations





Dimensions

Width	Height	Thickness
1760mm	600mm	18mm
1460mm		
1160mm		

Colour Options



PET Front Mount Screen

Also known as a mid-mount screen, the front mount screen has a total height of 600mm, with 400mm sitting above the Top and 175mm below the (25mm) Top.

Made from recycled post-consumer polyester, which comes from plastic waste collected from seas and landfills. In addition to the excellent acoustic properties, the production of these dividing screens contributes to the global effort to remove and re-purpose plastic waste from the environment under the 'Global Recycled Standard'.

Features

- ▶ Sits above 25mm desktop 400mm
- ▶ Sits below 25mm desktop 175mm
- ▶ Made from recycled post-consumer polyester - contributes to removing and re-purposing plastic waste from the environment
- ▶ Excellent acoustic properties
- ▶ 18mm Thick
- ▶ Suits 1800mm, 1500mm and 1200mm desktops
- ▶ Includes mounting brackets in black or white powder-coat finish
- ▶ Pinnable and lightweight
- ▶ Fire retardant



Dimensions

Width	Height	Thickness
2409mm	600mm	18mm
2109mm		

Colour Options



PET Wrap Screen

The wrap screen has a total height of 600mm with 400mm above the Top and 175mm below the (25mm) Top. The screen has "wrap" returns of 280mm on each side.

Made from recycled post-consumer polyester, which comes from plastic waste collected from seas and landfills. In addition to the excellent acoustic properties, the production of these dividing screens contributes to the global effort to remove and re-purpose plastic waste from the environment under the 'Global Recycled Standard'.

Features

- ▶ Sits above 25mm desktop 400mm
- ▶ Sits below 25mm desktop 175mm
- ▶ Wrap returns of 280mm each side
- ▶ Made from recycled post-consumer polyester
- ▶ Excellent acoustic properties
- ▶ 18mm Thick
- ▶ Suits 1800mm and 1500mm desktops
- ▶ Includes mounting brackets in black or white powder-coat finish
- ▶ Pinnable and lightweight
- ▶ Fire retardant

Byron Hospitality Seating

Multipurpose stackable client chairs, ideal for reception areas, colleges, training centres or breakout areas.

Available with a plastic seat and back, or optionally upholstered in a large choice of house fabrics. Fully welded frame, 120kg weight capacity. 4 year warranty.

Features – Plastic Seat & Back

- ▶ Multi purpose stackable client chair. Stackable up to 20 chairs on trolley or up to 5 chairs on the floor.
- ▶ Fully strengthened plastic back shell.
- ▶ Fully welded frame, sled chrome base.
- ▶ Available in black only.
- ▶ BIFMA drop tested.
- ▶ Suitable for indoor use only.
- ▶ 4 year warranty, 120kg weight limit.

Features – Upholstered Seat & Back

- ▶ Multi purpose stackable client chair. Stackable up to 10 chairs on trolley or up to 5 chairs on the floor.
- ▶ Fully strengthened plastic back shell.
- ▶ Fully welded frame, sled chrome base.
- ▶ Available in a range of house fabrics.
- ▶ BIFMA drop tested.
- ▶ Suitable for indoor use only.
- ▶ 4 year warranty, 120kg weight limit.

Features – Byron Chair Trolley

- ▶ Black metal trolley, easy to move when stacked.
- ▶ Available in black only.
- ▶ Suitable for indoor use only.
- ▶ 4 year warranty.

Colour Options

Shell

Black

House Fabrics





Barossa Seating

Stackable chairs with a modern leg profile. Available with optional upholstered seat and back pads in a range of house fabrics. Use the dedicated trolley to easily stack and move chairs up to 10 high.

Features

- ▶ Multi purpose stackable client chair. Stackable up to 10 chairs on trolley or up to 5 chairs on the floor.
- ▶ Plastic under pan.
- ▶ Durable black plastic shell.
- ▶ Optionally upholstered in house fabrics.
- ▶ Available with black metal legs or with timber-look metal legs.
- ▶ Suitable for indoor use only.
- ▶ 4 year warranty, 120kg weight limit.

Colour Options

Shell



Legs



House Fabrics



Oakland Mesh Back Chair

Easily stackable up to a height of 5, making it versatile and easy to set up and pack away for meeting rooms or breakout areas. Features a black mesh back and padded seat on a black metal square tube sled frame. Minor assembly required. Weight limit 120kg. 3 year warranty.



Features

- ▶ Supports a static seated load of 110kgs.
- ▶ High-density foam cushioning ensures it will retain its distinctive shape and comfort for years to come.
- ▶ No arms for greater comfort.
- ▶ Can be upholstered in vinyl or fabric.
- ▶ All welded steel frames finished in chip resistant powdercoat.

Relax Chair

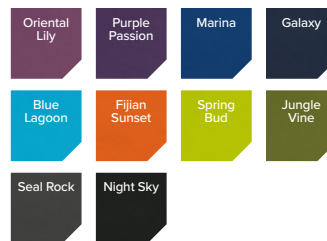
A modern low chair with its compact, no-fuss style, the Relax Chair breathes life into any library, office or common room. It is designed with superior comfort, styling and manoeuvrability in mind, and offers all the elements of a comfortable and lasting chair. The strong welded tubular frame is designed to give longterm strength and support under constant use, and its durable powdercoat resists chipping and scratching.

Dimensions


Width	Depth	Seat Height	Overall Height
560mm	710mm	710mm	770mm

Colour Options

Vinyl Finishes - Paskal Pacifica



Fabric Finishes - Warwick Beachcomber



Norfolk Lounge Chair

Ideal for reception areas, staff lounges and student common rooms, these Australian made lounge chairs are robustly constructed with GECA-certified foam.


Available with a chrome finish frame with round legs, or on a black frame with a choice of square or round legs.

Available in a range of hardwearing vinyl and fabric finishes. Our range of standard house fabrics is shown.

Dimensions

	Width	Depth	Height
Single	560mm	710mm	770mm
2 Seater	1120mm		

Standard Fabric Options





Pair with
Axis Bar
Leaner
(Page 99)

Vista Glide Chair & Rise Stool

The Vista Seating range – a practical and versatile solution for any office setting.

For those looking to maximise space efficiency, the Vista Glide is your go-to choice. Stackable up to 30 chairs high and linked via sled feet connectors, set up and pack down has never been faster or easier. Alternatively, when you need a bird's eye view of the office cafeteria, you're able to sit up tall with the Vista Rise.



Features

- ▶ Single moulded polypropylene shell is comfortable, robust, easy to clean and is available in a multiple choice of colours.
- ▶ Strong steel sled base.
- ▶ Fast assembly time.
- ▶ Frame constructed from rigid, steel that is very durable, light and easy to carry.
- ▶ Available in padded and non-padded variants.
- ▶ Max weight rating: 140kg

Colour Options



Dimensions

Style	Seat Width	Seat Depth	Seat Height
Glide Chair	465mm	455mm	475mm
Rise Stool			730mm



Steel Pigeonhole Shelving

This versatile Steelco Pigeonhole cabinet is ideal for storing categorised small items. Constructed from powder coated quality steel, it can be easily constructed by the user on site to save freight costs or the Maxim team can arrange assembly.

Features

- ▶ All steel construction
- ▶ Available in 20 or 40 compartments
- ▶ DIY assembly
- ▶ Slide in dividers offering flexibility
- ▶ Available in two colours
- ▶ Quality powder coated finish
- ▶ 3 year product warranty

Colour Options



Dimensions

Style	Width	Depth	Height
20 Bay Unit	1000mm	386mm	940mm
40 Bay Unit	1000mm	386mm	1830mm




Custom Pigeonholes

Purpose-built pigeonhole solutions designed and manufactured to your specifications. Contact Maxim to arrange a quote or a site visit.





Custom Storage Fit-Outs



If you are undertaking a larger scale remodel of staff and office spaces throughout your organisation, or if you have simply not been able to find an off-the-shelf solution to meet your particular needs, Maxim's custom storage solutions are an ideal way to achieve all of your practical storage requirements.

This complete office fit-out cleverly utilised a mix of products from our standard range as well as custom made furniture, combined to create a visually cohesive workspace that is both budget-friendly and fit-for-purpose.

Contact the Maxim team today to find out how we can meet your furniture fit-out requirements.





Porcelain Mobile Whiteboards

Features

- ▶ Magnetic porcelain mobile whiteboard with unrivaled surface guarantee of 25 years.
- ▶ Ideal for heavy users.
- ▶ Tubular steel construction in Pearl Silver powder coated finish.
- ▶ Pivots 360° with a unique locking mechanism.
- ▶ Full length pen tray.
- ▶ Strong lockable castors.

Dimensions (Whiteboard Surface)

Width	Height
1200mm	920mm
1500mm	1200mm
1800mm	1200mm

Communicate Mobile Whiteboards



Features

- ▶ Stylish corporate look with a quality magnetic whiteboard surface.
- ▶ Tubular steel construction in Pearl Silver powder coated finish.
- ▶ Pivots 360° with a unique locking mechanism.
- ▶ Full length pen tray.
- ▶ Strong lockable castors.

Dimensions (Whiteboard Surface)

Width	Height
1200mm	920mm
1500mm	900mm
1500mm	1200mm
1800mm	1200mm



Talk to us about custom acoustic solutions



Communicate Porcelain Whiteboards

Porcelain surface (or vitreous enamel) whiteboards are ideal for heavy duty use such as schools, higher education, conference centres and medical facilities.

Features

- ▶ Concealed wall fittings.
- ▶ Long Life 25-year guarantee.
- ▶ Magnetic Surface.
- ▶ Full length aluminium pen tray.
- ▶ Standard aluminium frame with Galvanised steel sheet backing.

Dimensions (Whiteboard Surface)

Width	Height	Width	Height
900mm	600mm	1800mm	1200mm
1200mm	900mm	2100mm	1200mm
1200mm	1200mm	2400mm	1200mm
1500mm	900mm	3000mm	1200mm
1500mm	1200mm	3600mm	1200mm
1800mm	900mm		



Communicate Whiteboards

Excellent hardwearing magnetic surface for general use applications.

Features

- ▶ Can be mounted landscape or portrait.
- ▶ Aluminium frame, concealed corner mounting
- ▶ Supplied with pen tray and fixings.
- ▶ Surface guaranteed for 8 years.
- ▶ Ideal for all lighter to medium whiteboard writing users.

Dimensions (Whiteboard Surface)

Width	Height	Width	Height
900mm	600mm	1800mm	900mm
1200mm	900mm	1800mm	1200mm
1200mm	1200mm	2100mm	1200mm
1500mm	900mm	2400mm	1200mm
1500mm	1200mm	3000mm	1200mm



LX8 Series Slim Frame Porcelain Whiteboards



Surface Guarantee



INSTALLATION SERVICE AVAILABLE

Minimal 4mm frame with a scratch and stain resistant porcelain (vitreous enamel) surface, providing the best performance writing surface with a 25-year lifetime guarantee. 20mm thick. Some sizes are available in a matte appearance surface for anti-glare projection capability.

Features

- ▶ A 4mm lip in the aluminium profile covers and protects the cut edge of the porcelain board surface.
- ▶ Designed to be installed with no visible fixings.
- ▶ A whiteboard wall can be created with unlimited board modules butt joined side by side. Maximum module is 3000 x 1200mm. For a more seamless look we recommend white powder coated frames.
- ▶ Recommended for high use situations.
- ▶ Custom sizes made to order.

Dimensions (Whiteboard Surface)

Width	Height	Width	Height
1200mm	900mm	1800mm	1200mm
1200mm	1200mm	2100mm	1200mm
1500mm	1200mm	2400mm	1200mm
1800mm	900mm	3000mm	1200mm

LX6 Series Slim Frame Whiteboards

Excellent hardwearing magnetic surface for general use applications. Use with drywipe pens and any magnetic accessory. Surface guaranteed for 8 years. 20mm thick.

Features

- ▶ Designed to be installed with no visible fixings.
- ▶ A whiteboard wall can be created with unlimited board modules butt joined side by side. Maximum module is 3000 x 1200mm. For a more seamless look we recommend white powder coated frames.
- ▶ Whiteboard panels can be mixed and matched with any pinboard or Echo panel required, also using the LX6 Slim Edge minimalist frame, to fully integrate with your office décor or provide acoustic benefits to your environment.

Dimensions (Whiteboard Surface)

Width	Height	Width	Height
1200mm	900mm	1800mm	1200mm
1200mm	1200mm	2400mm	1200mm
1800mm	900mm	3000mm	1200mm



INSTALLATION SERVICE AVAILABLE



Surface Guarantee



ADMIN & OFFICE

Mia Desk Range

Representing great quality at an affordable price, the Mia range of desks and accessories feature sturdy 25mm tabletops and sides, ensuring it stands up to the rigours of everyday use in educational or commercial office spaces.

Colour Options



Features

- Commercial quality 25mm flatpack solution.
- Assembly required. An optional assembly service is available, contact us for details.



CUSTOM MADE
SOLUTIONS
AVAILABLE



ASSEMBLY
SERVICE
AVAILABLE



Mia Desk Straight

Dimensions

Width	Depth	Height
1200mm	700mm	720mm
1500mm	750mm	
1800mm	900mm	



Mia Corner Workstation

Dimensions

Width	Depth	Height
1800mm	1800mm	720mm



Mia Desk P-Shape

Dimensions

Width	Depth	Height
2100mm	900/1050mm	720mm



Mia Return

To suit Mia Desk Straight.

Dimensions

Width	Depth	Height
900mm	450mm	720mm
	600mm	



Mia Hob
Dimensions

Width	Depth	Height
1500mm	300mm	425mm
1800mm		



Mia Hutch
Dimensions

Width	Depth	Height
900mm	325mm	1080mm
1500mm		
1800mm		



Mia Pedestals – Mobile & Fixed

Representing great quality at an affordable price, the Mia range of desks and accessories feature sturdy 25mm tabletops and sides, ensuring it stands up to the rigours of everyday use in educational or commercial office spaces.

Features

- ▶ Fixed pedestals available in 3 drawer or 1 drawer+filing configurations. To suit Mia desk range.
- ▶ Mobile pedestals available in 4 drawer, 2 drawer+filing or 2 filing configurations. With castors for easy movement.
- ▶ All pedestals include one lockable drawer with a key.
- ▶ Assembly required. An optional assembly service is available, contact us for details.

Colour Options



Airo Height Adjustable Desk

The AIRO height adjustable desk has a unique patented lift design that does not require any electric power or manual crank handle. Simply press the lift handle and quickly raise or lower the desk to your desired sit/stand height.

No power point, not a problem — now you can situate your desk wherever you want in the room and as many as you require. Ideal for classrooms, workstations or personal office.

Features

- Unique patented lift mechanism.
- The 1200mm wide table features a unique silver aluminium 'shark nose' profile on the desktop front edge.
- No messy cables or power point required
- No slow crank handles or electric motors.
- Height adjustable from 700mm – 1130mm
- Supplied flatpack in white only - Frames & Top

Dimensions

Width	Depth	Height
1200mm	800mm	700-1130mm
1500mm		
1800mm		



Metal Mobile Pedestals

Commercial quality mobile pedestals. Rugged metal construction on castors. 2 drawer+filing configuration, including a lockable drawer with 2 keys. Delivered assembled.

Dimensions

Width	Depth	Height
398mm	500mm	605mm

Colour Options



Electric Height Adjustable Workstation

Electric, height adjustable frame with a tabletop. Black or white frames available with a white tabletop supplied as standard. Other tabletop colours are available, contact Maxim for a guide. Assembly required.

Standalone electric adjustable frames are also available for use with custom tabletops 1080-1800mm width.

Features

- ▶ Adjustable height range of 620-1280mm.
- ▶ Digital LED controller with 3 programmable memory presets.
- ▶ Time reminder function.
- ▶ Built in sensors identify and avoid obstacles.
- ▶ Collision detection avoids injury and damage to belongings — built in sensors identify and avoid obstacles.

Standard Colour Options

Tabletop	Frame
White	Black
	White

Other tabletop colours available.
Contact Maxim for a guide.

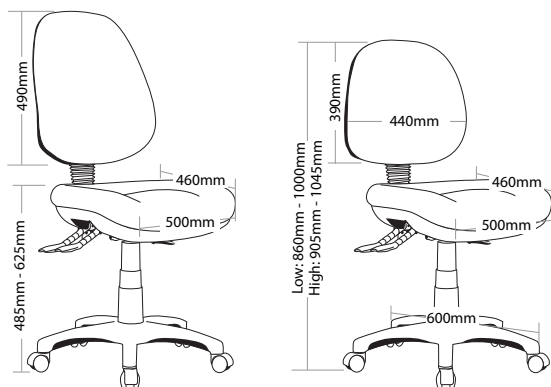
Dimensions — Straight Tabletop

Width	Depth	Adjustable Height
1500	750	620-1280mm
1800	900	

Dimensions — Corner Tabletop

Width	Depth	Adjustable Height
1800	1500	620-1280mm
1800	1800	



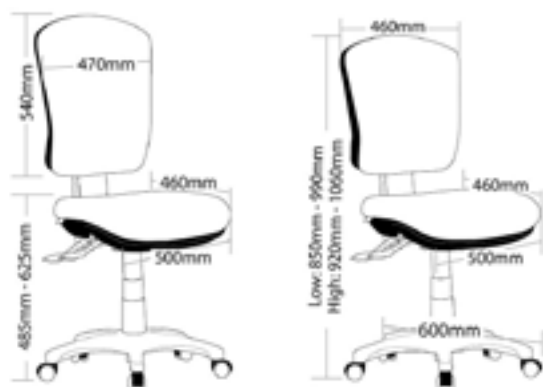


Victor Office Chair



Features

- ▶ Adjustable seat and back height
- ▶ Adjustable seat and back angle
- ▶ Available in high and low back
- ▶ Moulded seat and back foam
- ▶ Java seat
- ▶ 3 lever ergonomic mechanism
- ▶ 600mm black nylon base
- ▶ Available in Metro black and a select range of house fabrics
- ▶ AFRDI tested to level 6
- ▶ Minor assembly required
- ▶ Suitable for indoor use only
- ▶ Weight limit is 130kg

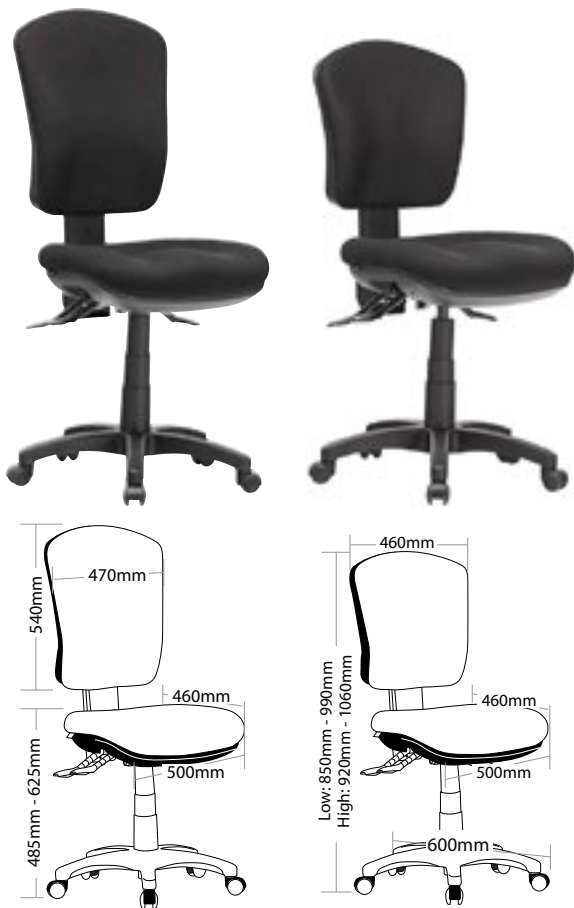


Lismore Office Chair



Features

- ▶ Adjustable seat and back height
- ▶ Adjustable seat and back angle
- ▶ Available in high and low back
- ▶ Moulded seat and back foam
- ▶ Java seat
- ▶ 600mm black nylon base
- ▶ Available in a range of house fabrics
- ▶ AFRDI tested to level 6
- ▶ Minor assembly required
- ▶ Suitable for indoor use only
- ▶ Weight limit is 130kg



Balmoral Office Chair



Features

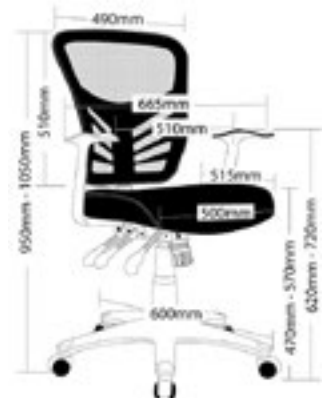
- ▶ Adjustable seat and back height
- ▶ Adjustable seat and back angle
- ▶ Available in high and low back
- ▶ Moulded seat and back foam
- ▶ Java seat
- ▶ 3 lever ergonomic mechanism
- ▶ 600mm black nylon base
- ▶ Available in Metro black only
- ▶ AFRDI tested to level 6
- ▶ Minor assembly required
- ▶ Suitable for indoor use only
- ▶ Weight limit is 130kg

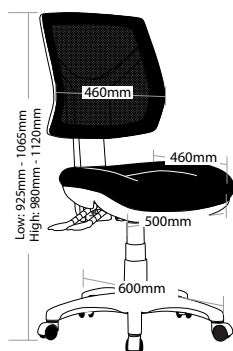
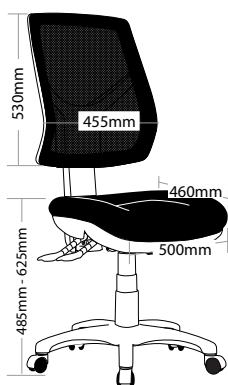


Derwent Mesh Back Office Chair

Features

- ▶ Adjustable seat and back height
- ▶ Adjustable seat and back angle
- ▶ Adjustable weight tension
- ▶ Fixed arms
- ▶ 3 lever ergonomic mechanism
- ▶ 600mm heavy duty 5 star base
- ▶ Available in black only
- ▶ Minor assembly required
- ▶ Suitable for indoor use only
- ▶ 4 year warranty
- ▶ Weight limit is 120kg





Venice Mesh Back Office Chair



Features

- Adjustable seat and back height
- Adjustable seat and back angle
- Optional adjustable arms
- Available in high and low back
- Moulded seat foam
- Java seat
- Mesh back
- 3 lever ergonomic mechanism
- 600mm black nylon base
- Available in Metro black only
- AFRDI tested to level 6
- Minor assembly required
- Suitable for indoor use only
- 7 year warranty
- Weight limit is 130kg



Optional Arms

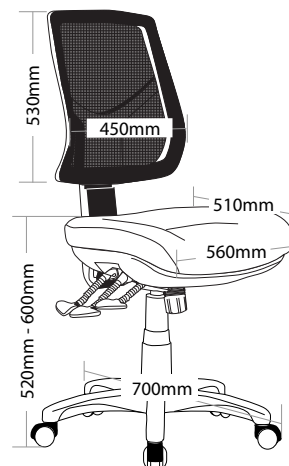
Mack Office Chair

Heavy duty mesh back task chair with a comfortable, oversized moulded foam seat pad.



Features

- Adjustable seat and back height
- Adjustable seat and back angle
- Adjustable weight tension
- Mega big boy moulded seat
- Mesh back
- 3 lever heavy duty ergonomic mechanism
- 700mm black nylon base
- Available in Metro black only
- AFRDI tested to level 6
- Minor assembly required
- Suitable for indoor use only
- Weight limit is 140kg



Mitchell Executive Chair

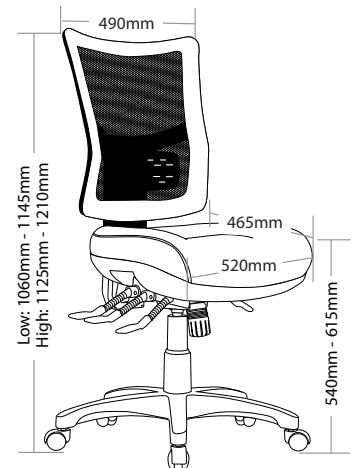


Features

- ▶ Adjustable seat and back height
- ▶ Adjustable seat and back angle
- ▶ Adjustable weight tension
- ▶ Adjustable seat depth (built-in seat slider)
- ▶ Adjustable lumbar support
- ▶ Optional adjustable arms
- ▶ Moulded seat foam
- ▶ Big boy seat
- ▶ Mesh back
- ▶ 3 lever ergonomic heavy duty mechanism
- ▶ 700mm black nylon base
- ▶ Available in Metro black only
- ▶ AFRDI tested to level 6
- ▶ Suitable for indoor use only
- ▶ Weight limit is 140kg



Optional Arms



Sutton Office Chair

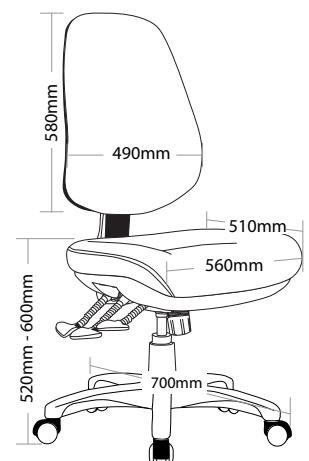


Features

- ▶ Adjustable seat and back height
- ▶ Adjustable seat and back angle
- ▶ Adjustable weight tension
- ▶ Optional adjustable arms
- ▶ Moulded seat and back foam
- ▶ Mega big boy seat
- ▶ 3 lever heavy duty ergonomic mechanism
- ▶ 700mm black nylon base
- ▶ Available in Metro black only
- ▶ AFRDI tested to level 6
- ▶ Minor assembly required
- ▶ Suitable for indoor use only
- ▶ Weight limit is 140kg



Optional Arms





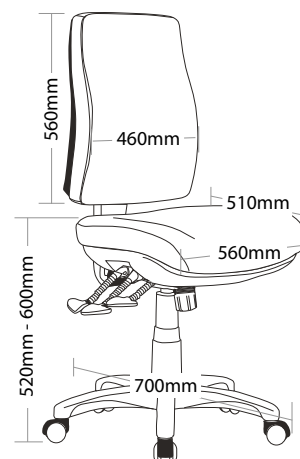
Spot Office Chair



Optional Arms

Features

- Adjustable seat and back height
- Adjustable seat and back angle
- Adjustable weight tension
- Optional adjustable arms
- Moulded seat and back foam
- Mega big boy seat
- 3 lever heavy duty ergonomic mechanism
- 700mm black nylon base
- Available in Metro black only
- AFRDI tested to level 6
- Minor assembly required
- Suitable for indoor use only
- Weight limit is 140kg



Impact Executive Chair

Features

- Adjustable seat height
- Adjustable seat and back angle
- Forward seat tilt adjustment
- Adjustable seat depth (seat slider)
- Adjustable weight tension
- Adjustable lumbar support
- Adjustable arms
- Moulded seat and back foam
- Saddle seat
- Synchron mechanism with 3 locking positions
- 720mm aluminium 5 star base
- Brake castors
- Available in black fabric only
- AFRDI tested to level 6
- Weight limit is 200kg





Lawson Executive Chair

Features

- ▶ Adjustable seat height
- ▶ Adjustable seat and back angle
- ▶ High and low back options available
- ▶ Adjustable weight tension
- ▶ Fixed aluminium arms
- ▶ High density foam
- ▶ Knee tilt mechanism with 3 locking positions
- ▶ 700mm aluminium 5 star base
- ▶ Available in black PU only
- ▶ Suitable for indoor use only
- ▶ 5 year warranty
- ▶ Weight limit is 120kg

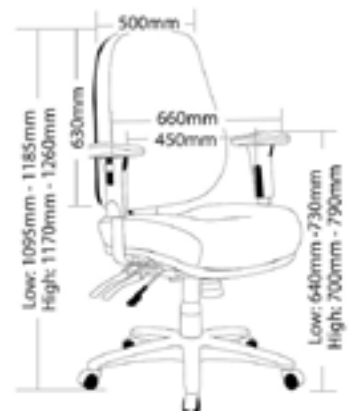


Winston Executive Chair



Features

- ▶ Adjustable seat and back height
- ▶ Adjustable seat and back angle
- ▶ Adjustable weight tension
- ▶ Optional adjustable arms
- ▶ Moulded seat and back foam
- ▶ Mega big boy seat
- ▶ 3 lever heavy duty ergonomic mechanism
- ▶ 700mm black nylon base
- ▶ Available in Metro black only
- ▶ AFRDI tested to level 6
- ▶ Minor assembly required
- ▶ Suitable for indoor use only
- ▶ Weight limit is 140kg



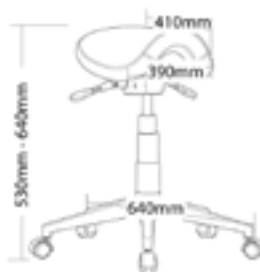


CAD Industrial Stool

Features

- ▶ Black PU Saddle seat
- ▶ Adjustable seat height and angle
- ▶ Optional drafting kit
- ▶ 640mm black nylon base with nylon castors
- ▶ Minor assembly required
- ▶ 5-year warranty
- ▶ 120kg weight limit

Dimensions

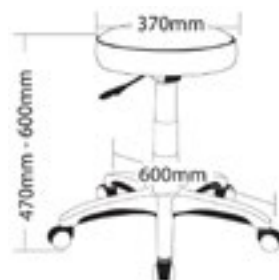


State Industrial Stool

Features

- ▶ Adjustable seat height
- ▶ Optional drafting kit
- ▶ 600mm black nylon base with nylon castors
- ▶ Range of vinyl and fabric options
- ▶ Suitable for indoor use
- ▶ 5-year warranty
- ▶ 120kg weight limit

Dimensions





Anchromat Chair Mats

Anchromat chair mats are the original heavy duty chair mat developed for commercial applications. Anchormats improve chair wheel movements, reducing strain on your back. Anchormats also reduce pressure and wear on your chair wheels and base in addition to protecting floor surfaces.

Anchormats for carpet use now feature perpendicular bar grippers instead of spikes. This improved design prevents carpet damage and makes them safer for handling.

The Anchromat formulation uses twice-extruded PVC to produce a clearer mat. This process also removes all harmful chemicals and toxic plasticisers, ensuring maximum durability and low emissions. Limited odour makes these safer for use in enclosed spaces.

Dimensions

Style	Width	Depth
Secretary (Keyhole)	915mm	1220mm
Executive (Keyhole)	1150mm	1350mm
Diplomat (Rectangle)	1160mm	1510mm

Features

- Anchromat Heavyweight designed for commercial carpets 6 - 12mm thick including underlay.
- Anchromat Deluxe designed for high pile carpets 12 - 30mm thick including underlay.
- Anchromat (No Anchors) designed for hard floors.
- Protects floor coverings from wear and tear from chair castors.
- Greatly reduces wear on office chair wheels and bases.
- Allows chair wheel movements to be easier on your back.
- New enhanced anchor pattern minimises movement, protects floors from damage and is safer and easier to handle.
- Can be fully recycled after use.
- Contains no banned substances.
- 12 year limited warranty.

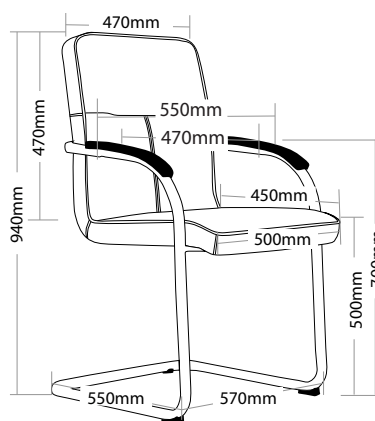




Grafton Chair

Features

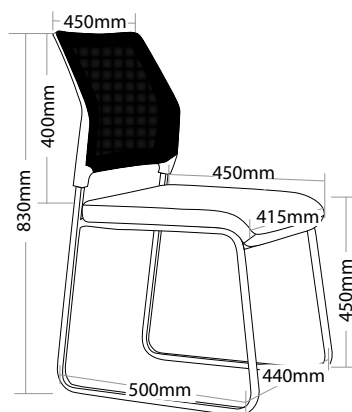
- ▶ Soft padding
- ▶ Polyurethane arm pads
- ▶ Chrome finish
- ▶ Fully welded frame
- ▶ Available in black PU only
- ▶ Minor assembly required
- ▶ Suitable for indoor use only
- ▶ 3 year warranty
- ▶ Weight limit is 120kg



Oakland Chair

Features

- ▶ Stackable up to 5 high
- ▶ Square tube
- ▶ Mesh back
- ▶ Padded seat
- ▶ Black metal frame
- ▶ Available in black only
- ▶ Minor assembly required
- ▶ Suitable for indoor use only
- ▶ 3 year warranty
- ▶ Weight limit is 120kg



Armidaire Chair

Features

- ▶ Heavy duty metal frame in 4 leg or sled base styles
- ▶ Round or square backrest options
- ▶ Frame finished in black or chrome
- ▶ Optional fixed arms or tablet arms
- ▶ Stackable up to 4 high on floor (4 leg base only, not stackable with tablet arms)
- ▶ Available in local fabrics
- ▶ Suitable for indoor use only
- ▶ 5 year warranty
- ▶ Weight limit is 120kg



Colour Options

House Fabrics



Maxi Chair

Features

- ▶ Available with or without arms
- ▶ Available in beam seating
- ▶ Black or chrome finish 4 leg metal frame
- ▶ Upholstered back and seat in a range of house fabrics (See Armidaire Chair colours above)
- ▶ Plastic under pan and outer back
- ▶ Optional frame or base colour (made to order)
- ▶ AFRDI approved to level 6
- ▶ Suitable for indoor use only
- ▶ 5 year warranty
- ▶ Weight limit is 120kg





Maxi Mesh Back Chair

Features

- ▶ Available with or without arms.
- ▶ Available in beam seating.
- ▶ Black or chrome finish 4 leg metal frame.
- ▶ Upholstered seat in a range of house fabrics (See Armidale Chair colours).
- ▶ Mesh seat back in Metro Black.
- ▶ Plastic under pan.
- ▶ Optional frame or base colour (made to order).
- ▶ AFRDI approved to level 6.
- ▶ Suitable for indoor use only.
- ▶ 5 year warranty.
- ▶ Weight limit is 120kg.

Barossa Seating

Stackable chairs with a modern leg profile. Available with optional upholstered seat and back pads in a range of house fabrics. Use the dedicated trolley to easily stack and move chairs up to 10 high.

Features

- ▶ Multi purpose stackable client chair. Stackable up to 10 chairs on trolley or up to 5 chairs on the floor.
- ▶ Plastic under pan.
- ▶ Durable black plastic shell.
- ▶ Optionally upholstered in house fabrics.
- ▶ Available with black metal legs or with timber-look metal legs.
- ▶ Suitable for indoor use only.
- ▶ 4 year warranty, 120kg weight limit.

Colour Options

Shell		Legs	
	Black		Black
			Timber Look
House Fabrics			
	Loop Aqua		Loop Dust
	Loop Hot		Loop Lime
	Loop Mist		Loop Red
	Loop Sea		
	Loop Tree		Jazz Apple
	Jazz Black		Jazz Charcoal
	Jazz Crimson		Jazz Indigo
	Jazz Midnight		
	Jazz Navy		Jazz Orange
	Jazz Silver		Jazz Turquoise
	Metro Black		Metro Ink



Optima Visitor Chair

The modern, compact, no-fuss style of the Optima offers all the elements of a comfortable and lasting chair. This great value chair is ideal for auditoriums, offices, waiting areas, shops, hotels, motels, institutions, restaurants, function rooms and reception lounges.

Features


- Welded steel frame provides a strong stable structure.
- Seat and backrest components incorporate posture shaped inners to provide the basis of excellent comfort.
- Seat design eliminates the need for stitched upholstery.
- Neat compact dimensions, for where space is at a premium.
- Powdercoated frames cured to resist chipping and scratching.
- Fully upholstered in commercial-grade fabric, making for easy maintenance.
- Chairs stack up to six high for easy storage

Colour Options

Vinyl Finishes - Paskal Pacifica



Fabric Finishes - Warwick Beachcomber



Dimensions

Width	Depth	Seat Height	Overall Height
410mm	535mm	445mm	765mm



Star Visitor Chair

Features

- Tubular steel cantilever frame with black powder coat finish.
- Fitted with nylon glides
- GECA certified, antibacterial commercial grade foam.
- Fully upholstered back and seat.
- Available with optional arms. Arms fitted with polyurethane arm pads.
- Available in a range of fabric, vinyl or leather finishes. Full swatch selection available on request.
- 5 year warranty.
- Weight limit is 150kg.

Dimensions

Width	Depth	Seat Height	Overall Height
555mm	620mm	500mm	915mm





Byron Hospitality Seating

Multipurpose stackable client chairs, ideal for reception areas, colleges, training centres or breakout areas.

Available with a plastic seat and back, or optionally upholstered in a large choice of house fabrics. Fully welded frame, 120kg weight capacity. 4 year warranty.

Features – Plastic Seat & Back

- Multi purpose stackable client chair. Stackable up to 20 chairs on trolley or up to 5 chairs on the floor.
- Fully strengthened plastic back shell.
- Fully welded frame, sled chrome base.
- Available in black only.
- BIFMA drop tested.
- Suitable for indoor use only.
- 4 year warranty, 120kg weight limit.

Features – Upholstered Seat & Back

- Multi purpose stackable client chair. Stackable up to 10 chairs on trolley or up to 5 chairs on the floor.
- Fully strengthened plastic back shell.
- Fully welded frame, sled chrome base.
- Available in a range of house fabrics.
- BIFMA drop tested.
- Suitable for indoor use only.
- 4 year warranty, 120kg weight limit.

Features – Byron Chair Trolley

- Black metal trolley, easy to move when stacked.
- Available in black only.
- Suitable for indoor use only.
- 4 year warranty.




Colour Options

Shell

Black

House Fabrics





Features

- ▶ Supports a static seated load of 110kgs.
- ▶ High-density foam cushioning ensures it will retain its distinctive shape and comfort for years to come.
- ▶ No arms for greater comfort.
- ▶ Can be upholstered in vinyl or fabric.
- ▶ All welded steel frames finished in chip resistant powdercoat.

Relax Chair

A modern low chair with its compact, no-fuss style, the Relax Chair breathes life into any library, office or common room. It is designed with superior comfort, styling and manoeuvrability in mind, and offers all the elements of a comfortable and lasting chair. The strong welded tubular frame is designed to give longterm strength and support under constant use, and its durable powdercoat resists chipping and scratching.

Dimensions


Width	Depth	Seat Height	Overall Height
560mm	710mm	710mm	770mm

Colour Options

Vinyl Finishes - Paskal Pacifica



Fabric Finishes - Warwick Beachcomber



Norfolk Lounge Chair

Ideal for reception areas, staff lounges and student common rooms, these Australian made lounge chairs are robustly constructed with GECA-certified foam.

Available with a chrome finish frame with round legs, or on a black frame with a choice of square or round legs.

Available in a range of hardwearing vinyl and fabric finishes. Our range of standard house fabrics is shown.

Dimensions

	Width	Depth	Height
Single	560mm	710mm	770mm
2 Seater	1120mm		

Standard Fabric Options



Lodge Lounges

Australian made lounges, fully upholstered with antibacterial commercial grade foam on a robust timber frame. Polished clear/natural timber legs with nylon glides supplied as standard. Lodge Lounges can be customised from a wide variety of quality fabric, vinyl or leather finishes and a range of stain colours. Weight limit 120kg per seat.



Options

- ▶ Choice of fabric, vinyl or leather.
- ▶ Choice of stain colours.
- ▶ Chrome sled or leg underframe.
- ▶ Interchangeable legs.
- ▶ Stain colours available - chocolate, beech, mahogany, teak, walnut.

Standard Fabric Options



Dimensions (Single)

	Width	Depth	Height
Overall		760mm	790mm
Seat	630mm	530mm	450mm
Back		-	420mm

Dimensions (Single w/ Arms)

	Width	Depth	Height
Overall	810mm	760mm	790mm
Seat	590mm	530mm	450mm
Back	630mm	-	420mm

Dimensions (2 Seater)

	Width	Depth	Height
Overall		760mm	790mm
Seat	1230mm	530mm	450mm
Back		-	420mm

Dimensions (2 Seater w/ Arms)

	Width	Depth	Height
Overall	1410mm	760mm	790mm
Seat	1190mm	530mm	450mm
Back	1230mm	-	420mm

Dimensions (3 Seater)

	Width	Depth	Height
Overall		760mm	790mm
Seat	1830mm	530mm	450mm
Back		-	420mm

Dimensions (3 Seater w/ Arms)

	Width	Depth	Height
Overall	2010mm	760mm	790mm
Seat	1790mm	530mm	450mm
Back	1830mm	-	420mm



Plaza Lounges

A versatile collection of lounges finished in black PU. Featuring a solid hardwood frame with stainless steel feet and a webbed base. Loose cushions upholstered both sides. Pocket spring seat. Easy care surface makes it ideal for use in meeting and public reception areas. Weight limit 130kg per seat.

Dimensions

	Width	Depth	Height
Single	835mm	740mm	790mm
2 Seater	1400mm		
3 Seater	1970mm		



Montage Lounges

The Montage Lounge is available finished in a wide range of hardwearing house fabric swatches. Featuring a solid hardwood frame with stainless steel feet and a webbed base. Loose cushions upholstered both sides. Pocket spring seat. Weight limit 130kg per seat.

Dimensions

	Width	Depth	Height
Single	835mm	740mm	790mm
2 Seater	1400mm		
3 Seater	1970mm		

Colour Options





Hobart Lounge

Features

- ▶ Available in single and 2 seater sizes.
- ▶ High density foam
- ▶ Stainless steel frame.
- ▶ Solid timber inner frame.
- ▶ Available in black PU only.
- ▶ Minor assembly required.
- ▶ Suitable for indoor use only.
- ▶ 5 year structural warranty.
- ▶ Weight limit 130kg per seat.



Mia Coffee Table

The Mia range of office furniture is a versatile flat pack solution consisting of commercial quality 25mm tabletops on 25mm sides. Supplied flat pack. An optional assembly service is available - contact Maxim for details.

Colour Options



Dimensions

Width	Depth	Height
900mm	600mm	450mm



Eko Coffee Tables

The EkoSystem range comes with commercial-grade 25mm worktops in minimalist colourways to suit any project aesthetic.

Features

- ▶ Fixed height round table with pedestal base.
- ▶ Top: 18-25 mm substrate with 2mm ABS edge, Laminex commercial range finish.
- ▶ Base: Steel frame with powdercoat finish

Dimensions

Width	Depth	Table Height
600mm diam.		450mm
900mm diam.		

Colour Options





Dimensions

Width	Depth	Table Height
600mm diam.		
900mm	600mm	450mm
1200mm	600mm	

Colour Options

Worktop						Frame
Arctic White	New Oak (Matte)	New Oak (Ravine)	Classic Natural	Sublime Teak	Natural Walnut	New Oak

Plantation Coffee Tables

The natural option for a relaxed aesthetic.

The Plantation family of desking and tables in solid Oak, brings the natural beauty of timber inside the office, and blends it with modern manufacturing methods & materials to ensure longevity.

True to its origin in nature, Plantation can adapt easily, being suitable for individual or group space, focused or social. In fact, it is ideal for today's creative working environments, delivering a practical and thoughtful solution, supporting an array of working styles and configurations.

Features

- Legs constructed with black powder coat top housing and natural finish solid oak.
- Black powdercoat rails and connectors
- Fixed table height of 450mm
- 25mm adjustable foot
- 70 x 50mm leg



Colour Options

Worktop					
Arctic White	New Oak (Matte)	New Oak (Ravine)	Classic Natural	Sublime Teak	Natural Walnut
Frame					
Black	White				

Axis Coffee Tables

Offering extensive customisation options—five frame colors, two worktop colors, and a variety of worktop sizes—Axis allows you to personalise your workspace to your precise needs and style.

The Axis Table range includes coffee tables, meeting tables, bar leaners and height adjustable flip tables.

Features

- 50 x 50 mm square end frames and 50 x 25 mm rails to all sides.
- Frames finished in Arctic White or Black powdercoat.
- Melamine - 25 mm E0 grade substrate finished in studio white or new oak with matching 2 mm ABS edge.

Dimensions

Width	Depth	Table Height
1500mm	750mm	
1800mm	750mm	450
1800mm	900mm	

Reception Counters

Elevate your workspace with our made-to-order reception desks, designed to make a lasting first impression. Available in a wide range of configurations and premium finishes, each desk is tailored to suit your brand, space, and functionality needs.

Whether you prefer sleek modern lines or classic wood textures, our customizable options ensure your reception area reflects professionalism and style. Built to order, built to impress—your perfect reception desk starts here.



Angled Reception Desk



Brooklyn Reception Desk



Finesse Reception Desk



Radial Reception Desk



Special Reception Desk



Solo Reception Desk (Optional Return)



Mia Bookcases

The Mia range of office furniture is a versatile flat pack solution consisting of commercial quality 25mm tabletops on 25mm sides. Supplied flat pack. An optional assembly service is available - contact Maxim for details.

Dimensions

Width	Depth	Height
900mm	320mm	900mm
		1200mm
		1500mm
		1800mm

Colour Options



Statewide Metal Bookshelves

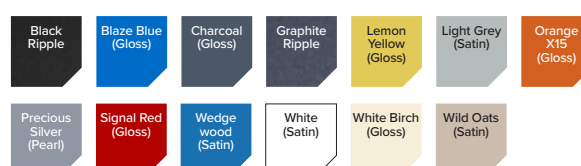
Strong, functional, and durable. With your choice of 14 colours, these bookshelves will be with your business for years to come. 300mm depth for a compact footprint.



Features

- ▶ Single piece wrap around steel body.
- ▶ Durable powder coat finish.
- ▶ Constructed from fully welded galvanised Bluescope Steel (100% recyclable).

Colour Options



Dimensions

Width	Depth	Height
900mm	300mm	600mm
		1800mm

Mia Storage Range

The Mia range of office furniture is a versatile flat pack solution consisting of commercial quality 25mm tabletops on 25mm sides. Supplied flat pack. An optional assembly service is available - contact Maxim for details.

Colour Options



Features

- ▶ Commercial quality 25mm flatpack solution.
- ▶ Assembly required. An optional assembly service is available, contact us for details.



Mia Cupboard
Full Door with Lock

Dimensions

Width	Depth	Height
900mm	450mm	1800mm



Mia Cupboard
Half Door with Lock

Dimensions

Width	Depth	Height
900mm	450mm	1800mm



Mia Hinged Door Buffet

Dimensions

Width	Depth	Height
900mm	450mm	720mm



Mia Sliding Door
Credenza with Lock

Dimensions

Width	Depth	Height
1500mm	450mm	720mm
1800mm		



Statewide Filing Cabinets



Australian made and owned. Manufactured from 100% recyclable Bluescope steel and carrying a lifetime warranty, Statewide filing cabinets are made to endure. Each filing cabinet features a single lock mechanism and anti-tilt mechanism, while each drawer is equipped with heavy duty runners and a reference label holder.

Features

- Secure lock mechanism
- Single piece wrap around body
- Anti tilt mechanism
- Heavy duty runner system
- Reference label holder
- Australian Made

Colour Options

Traditional Colours



Bright Colours



Ripple Finish



Textura Anti-Mar Finish (Fine Ripple)



Textura is a tough, anti-mar powder coat finish that combines a contemporary look with the ability to withstand scratches and knocks encountered in public areas.

Dimensions

Style	Width	Depth	Height
2 Drawer	467mm	610mm	715mm
3 Drawer			1019mm
4 Drawer			1325mm



Statewide Lateral Filing Cabinets

Statewide Lateral Filing Cabinets are designed for high density storage, allowing the storage of more files while taking up a minimal footprint in your office. They are available with all the same features, colour range and durable construction of the traditional vertical Statewide Filing Cabinets.

Dimensions

Style	Width	Depth	Height
2 Drawer	450mm	900mm	715mm
3 Drawer			1020mm
4 Drawer			1325mm



Statewide Economy Stationery Cupboards

Statewide Economy Stationery Cupboards are strong, functional, and durable. The Economy Cupboard comes with secure three point locking and a choice of 13 colours. This cupboard is sure to be with your business for years to come.

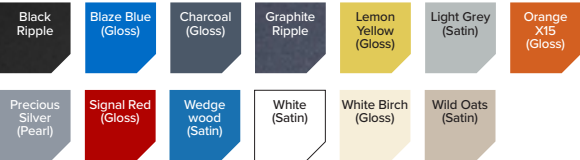
Features

- ▶ Secure lock mechanism.
- ▶ 3 point key, latch, digital or mechanical code locking.
- ▶ Durable powder coat finish.
- ▶ Welded body.
- ▶ Supplied fully assembled.
- ▶ Fully welded Galvanised Bluescope Steel (100% recyclable).

Dimensions

Width	Depth	Height
900mm	450mm	1020mm
		1850mm
		2000mm

Colour Options



Statewide Executive Cupboards

Features

- ▶ Secure three point lock mechanism
- ▶ Durable powder coat finish
- ▶ Key lock, provision for padlock, mechanical or digital combination lock options available
- ▶ Manufactured using 100% recyclable steel with up to 20% recycled materials
- ▶ One side has hanging rail with 2 coat hooks, and fixed boot shelf. Other side has 3 adjustable shelves.
- ▶ Internal shatter resistant mirror
- ▶ Perforated door ventilation
- ▶ Heavy gauge steel
- ▶ Arrives fully assembled
- ▶ For colour options, see Statewide Economy Cupboards colour range above.

Dimensions

Width	Depth	Height
900mm	450mm	1850mm



Tambour Cupboards are supplied with a number of shelves, per the below table. Extra fixtures and contents shown above are for illustrative purposes only. Contact Maxim for more information on optional accessories.

Statewide Tambour Cupboards



Features

- Secure single point lock mechanism.
- Single piece wrap around steel body.
- Adjustable feet.
- Durable powder coat finish.
- PP receding tambour doors in a choice of white, metallic silver, light grey or beige.
- Fully welded Galvanised Bluescope Steel body (100% recyclable).

Dimensions

Width	Depth	Height	Inclusions
900mm	455mm	1200mm	2 Shelves
1200mm		1050mm	2 Shelves
		1200mm	3 Shelves
		1850mm	3 Shelves
		2000mm	4 Shelves

These tambour cupboards are manufactured in Australia and have a lifetime warranty, meaning you can be assured of their quality, durability and after sales support. This folding door cupboard enhances the layout of any office while being practical and versatile for storage and filing.

Colour Options

Traditional Colours



Bright Colours



Ripple Finish



Textura Anti-Mar Finish (Fine Ripple)



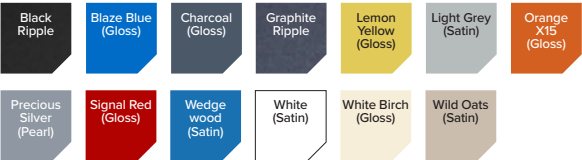
Textura is a tough, anti-mar powder coat finish that combines a contemporary look with the ability to withstand scratches and knocks encountered in public areas.



Dimensions

Width	Depth	Height
1200mm	450mm	600mm
900mm		

Colour Options



Statewide Mobile Caddy with Tambour Door

Statewide mobile caddies are manufactured in Australia and have a lifetime warranty, meaning you can be assured of their quality, durability and after sales support. Our mobile caddies are available in both left or right hand facing, and can be supplied as an open shelf unit as well.

Don't want just one colour? Multi-colouring is available to really set your workplace apart!



Features

- ▶ Secure single point lock mechanism
- ▶ Single piece wrap around steel body
- ▶ Durable powder coat finish
- ▶ Supplied fully assembled.
- ▶ PP receding tambour doors in a choice of white, metallic silver, light grey or beige.
- ▶ Fully welded Galvanised Bluescope Steel (100% recyclable).



Dimensions

Style	Width	Depth	Height
20 Bay Unit	1000mm	386mm	940mm
40 Bay Unit	1000mm	386mm	1830mm

Steel Pigeonhole Shelving

This versatile Steelco Pigeonhole cabinet is ideal for storing categorised small items. Constructed from powder coated quality steel, it can be easily constructed by the user on site to save freight costs or the Maxim team can arrange assembly.

Features

- ▶ All steel construction
- ▶ Available in 20 or 40 compartments
- ▶ DIY assembly
- ▶ Slide in dividers offering flexibility
- ▶ Available in two colours
- ▶ Quality powder coated finish
- ▶ 3 year product warranty

Colour Options



Sebel Folding Sick Bay Lounge

Versatile, comfortable and easy to clean.

This versatile product doubles as a chair or a treatment bed. Perfect for sick bays and a space saving solution, the simple pull and lock mechanism allows you to convert the Sick Bay Fold Out Bed into the set-up that is required.

An ideal space saving option and very simple to convert from chair to bed, the Sick Bay Fold Out Bed is not only durable but comfortable too. Made from a sturdy steel frame, it's finished with a hygienic and durable vinyl covered padding.



Features

- ▶ Durable steel frame with a chip-resistant powdercoated finish.
- ▶ Comfortable padded seat and bed base covered by hygienic and easy to sanitise vinyl.
- ▶ Versatile design - simply fold and lock into place to turn the bed into a chair.
- ▶ Padded arm rests for extra comfort.
- ▶ Space saving solution for small areas.
- ▶ Available only with a black frame and black vinyl.

Dimensions

Width	Depth	Height	Seat Height
650mm	600mm (Chair Configuration)	970mm (Chair Configuration)	410mm
	1930mm (Bed Configuration)	605mm (Bed Configuration)	





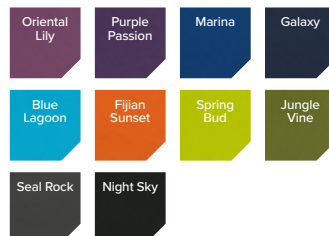
LIBRARIES & BREAKOUT SPACES




Smart Softies

Colour Options

Vinyl Finishes - Paskal Pacifica



Fabric Finishes - Warwick Beachcomber



Perfect for libraries, break out spaces and resource centres.

Smart Softies Ottomans and Lounges can integrate perfectly within a classroom and allow smaller breakout spaces for collaboration.

Get creative and configure these modular soft furnishings in clusters for collaborative group learning or separate them for quiet thinking.



Smart Softies Astral Lounge

The Astral Lounge was designed to add comfort, colour and fun to just about any space. Purposefully fitted with angled backrest for greater comfort and support, it will be a welcome addition to your libraries, study zones and staff areas. Pairing two Bloc Lounges with a classroom table, or transform empty hallways into purposeful waiting areas.



Dimensions

Width	Depth	Seat Height	Overall Height
820mm	705mm	430mm	715mm

Options

- Seat backs are available in different textiles from the seat.

Features

- Structure is built with Sebel patented Eco-Struts made from 100% recycled polypropylene and manufactured in Australia, creating sturdy yet light-weight pieces.
- Base heel relief for a sleeker look and less scuffing.
- Angled backrest for greater comfort, superior ergonomics and support.
- Completed with high quality dual-density foam padding, CNC cut timber panels, strong Eco-Struts and heavy-duty castors.
- Easily configure into numerous collaborative and individual settings with heavy-duty castors with rear locking brakes for easy placement




Dimensions

Style	Width	Depth	Seat Height
No Top	1000mm	1000mm	430mm
Writeable Top	1000mm	1000mm	450mm

Options

- ▶ Wide selection of upholstery options.
- ▶ Available with Writeable Top.



Smart Softies Orbit Ottoman

Better for the planet, and your classroom.

Use this cleverly designed Ottoman as a place for students to gather around and write, read or converse. With its generous size and the option of a Writeable Top, the Orbit Ottoman is more than just a place to sit!

The Orbit Ottoman is more than just a great-look soft seating option. Made with high-quality dual-density foam padding and planet-friendly 100% recycled eco-struts, it also comes with a writeable surface option! Available in a wide range of durable woven fabrics or easy-to-clean vinyls, the Orbit is the perfect addition to any library, waiting area or breakout space.



Features

- ▶ Available in two widths; 1200mm or 1800mm.
- ▶ Also available in Low Back or High Back Lounge options.
- ▶ Smart Softies™ Bloc Ottomans and Lounges can be paired with the Smart Softies™ Bloc Backer to provide double-sided seating solutions.
- ▶ Structure is built with Sebel patented Eco-Struts made from 100% recycled polypropylene and manufactured in Australia, creating sturdy yet light-weight pieces.
- ▶ Base heel relief for a sleeker look and less scuffing.
- ▶ Bloc Lounges feature an angled backrest for greater comfort, superior ergonomics and support.
- ▶ Completed with high quality dual-density foam padding, CNC cut timber panels, strong Eco-Struts and heavy-duty castors.
- ▶ Easily configure into numerous collaborative and individual settings with heavy-duty castors with rear locking brakes for easy placement.

Smart Softies Square Ottoman Writeable Table

Dimensions

Width	Depth	Seat Height
650mm	650mm	450mm

Smart Softies Trap Ottoman & Lounges

Create space-saving double sided seating options.

A versatile and modernly shaped Ottoman and Lounge that can be configured into clusters for waiting rooms, breakout spaces and classrooms.

Made from high-density foam padding, strong Eco-Struts and heavy-duty castors - Smart Softies will work smarter, not harder.



Features

- ▶ Also available in two Lounge options.
- ▶ Versatile shape creates a variety of configurations suitable for your specific learning modality.
- ▶ Six Trap Ottomans can form a fully enclosed hexagonal setting.
- ▶ Structure is built with Sebel patented Eco-Struts made from 100% recycled polypropylene and manufactured in Australia, creating sturdy yet light-weight pieces.
- ▶ Base heel relief for a sleeker look and less scuffing.
- ▶ Trap Lounges feature an angled backrest for greater comfort, superior ergonomics and support.
- ▶ Completed with high quality dual-density foam padding, CNC cut timber panels, strong Eco-Struts and heavy-duty castors.
- ▶ Easily configure into numerous collaborative and individual settings with heavy-duty castors with rear locking brakes for easy placement.

Dimensions

Style	Width	Depth	Seat Height	Overall Height
Trap Ottoman	1530mm	650mm	430mm	430mm
Trap Low Back Lounge				715mm

Options

- ▶ Wide selection of upholstery options. Seat backs are available in different textiles from the seat.
- ▶ Choose to add a low back on the short or long edge to create customised modular lounge shapes.



Smart Softies Worm Ottoman & Lounges

A modern, versatile shape designed to give you endless layout possibilities to suit your space.

At just over a metre wide, the Worm Ottoman is the perfect pint-sized addition to any soft furniture setting. Its versatile angled shape allows you to pair it with other lounges from our Smart Softies range and create unique settings. Completed with high quality dual-density foam padding and heavy-duty castors.



Dimensions

Style	Width	Depth	Seat Height	Overall Height
Worm Ottoman				430mm
Worm Low Back Lounge	1060mm	650mm	430mm	715mm
Worm High Back Lounge				900mm

Options

- ▶ Wide selection of upholstery options. Seat backs are available in different textiles from the seat.
- ▶ Choose to add a back - Worm Low Back Lounge, or Worm High Back Lounge.

Features

- ▶ Also available in Low Back or High Back Lounge options.
- ▶ Worm Ottomans work well as an individual alternative seating solution or in clusters to form a group setting.
- ▶ Worm Ottomans and Lounges can be paired with Smart Softies Curve Backer to provide double-sided seating options.
- ▶ Structure is built with Sebel patented Eco-Struts made from 100% recycled polypropylene and manufactured in Australia, creating sturdy yet light-weight pieces.
- ▶ Base heel relief for a sleeker look and less scuffing.
- ▶ Worm Lounges feature an angled backrest for greater comfort, superior ergonomics and support.
- ▶ Completed with high quality dual-density foam padding, CNC cut timber panels, strong Eco-Struts and heavy-duty castors.
- ▶ Easily configure into numerous collaborative and individual settings with heavy-duty castors with rear locking brakes for easy placement.

Smart Softies Bloc Ottoman & Lounges

Transform empty hallways into purposeful waiting areas.

The Bloc Ottomans are designed to sit against the Bloc Backer to create a double sided seating solution. The choice is yours with this versatile and modular piece - from creating booth settings by pairing two Bloc Lounges with a classroom table, or transform empty hallways into purposeful waiting areas.



Dimensions

Style	Width	Depth	Seat Height	Overall Height
Bloc Ottoman				430mm
Bloc Low Back Lounge	1200mm or 1800mm	500mm	430mm	715mm
Bloc High Back Lounge				900mm

Options

- ▶ Choose to add a back - Bloc Low Back Lounge, or Bloc High Back Lounge. Seat backs are available in different textiles from the seat.

Features

- ▶ Available in two widths; 1200mm or 1800mm.
- ▶ Also available in Low Back or High Back Lounge options.
- ▶ Smart Softies™ Bloc Ottomans and Lounges can be paired with the Smart Softies™ Bloc Backer to provide double-sided seating solutions.
- ▶ Structure is built with Sebel patented Eco-Struts made from 100% recycled polypropylene and manufactured in Australia, creating sturdy yet light-weight pieces.
- ▶ Base heel relief for a sleeker look and less scuffing.
- ▶ Bloc Lounges feature an angled backrest for greater comfort, superior ergonomics and support.
- ▶ Completed with high quality dual-density foam padding, CNC cut timber panels, strong Eco-Struts and heavy-duty castors.
- ▶ Easily configure into numerous collaborative and individual settings with heavy-duty castors with rear locking brakes for easy placement.



Smart Softies Curve Ottoman & Lounges

The perfect addition to your breakout space.

Curve Ottomans and Lounges are the perfect solution to create breakout spaces or collaborative settings. A versatile and modern way to brighten up your learning space.

Bring your breakout spaces to the next level by incorporating Curve Ottomans. They can be paired perfectly with Curved Pirouette tables to allow for a modern tiered work setting and easily configured into clusters for collaborative learning.



Dimensions

Style	Width	Depth	Seat Height	Overall Height
Curve Ottoman				430mm
Curve Low Back Lounge	1970mm	650mm	430mm	715mm
Curve Low Back Lounge				900mm

Options

- ▶ Wide selection of upholstery options. Seat backs are available in different textiles from the seat.
- ▶ Choose to add a back - Curve Low Back Lounge, or Curve High Back Lounge.

Features

- ▶ Also available in Low Back or High Back Lounge options.
- ▶ Smart Softies Curve Ottomans and Lounges can be paired with the Smart Softies Curve Backer to provide double-sided seating solutions.
- ▶ Structure is built with Sebel patented Eco-Struts made from 100% recycled polypropylene and manufactured in Australia, creating sturdy yet light-weight pieces.
- ▶ Base heel relief for a sleeker look and less scuffing.
- ▶ Curve Lounges feature an angled backrest for greater comfort, superior ergonomics and support.
- ▶ Completed with high quality dual-density foam padding, CNC cut timber panels, strong Eco-Struts and heavy-duty castors.
- ▶ Easily configure into numerous collaborative and individual settings with heavy-duty castors with rear locking brakes for easy placement.



Dimensions

Width	Depth	Seat Height
400mm	400mm	440mm

Round Ottoman

Create tiered settings and reclaim unused space in large areas.

Round Ottomans can be used to create tiered settings, intimate or large group collaborations or reclaim under-utilised space in hallways, classrooms and breakout areas.

The small footprint of the ottoman allows this piece to travel around the room as extra seating when needed. Round Ottomans can be used to create tiered settings, intimate or large group collaborations or reclaim space in hallways, classrooms and breakout areas.



Features

- ▶ Designed to compliment our larger Smart Softies™ range to create tiered seat settings.
- ▶ Lightweight enough to be moved with ease.
- ▶ Sits on tough moulded floor guides.
- ▶ Versatile shape to create a variety of configurations suitable for your specific learning modality.
- ▶ High density foam padding for exceptional comfort.
- ▶ Durable frame to withstand rigorous use.



Features

- ▶ Available in Rainbow Pack of 5.
- ▶ Seamlessly skinned using Polyurethane (PU).
- ▶ Extremely durable.
- ▶ Easy to clean - no seams make them waterproof and suitable for outdoor use.
- ▶ Features a convenient carry handle.

Dimensions

Width	Depth	Seat Height
440mm	345mm	28mm


Cushpods Floor Cushions

A collaborative and bright seating solution.

Perfect for libraries, classrooms, outdoor assemblies and lessons. Sebel easy to carry Cushpods are made of polyurethane, and are perfect for keeping children warm and comfortable whilst sitting on the floor. The built-in handle makes it very easy to simply carry the Cushpod and can be used for outdoor classes. Perfect for libraries, classrooms, outdoor assemblies and lessons. Cushpods are available in a Rainbow pack of 5 Cushpods to help create a bright and modern learning environment.

Colours Included (1 each per pack)



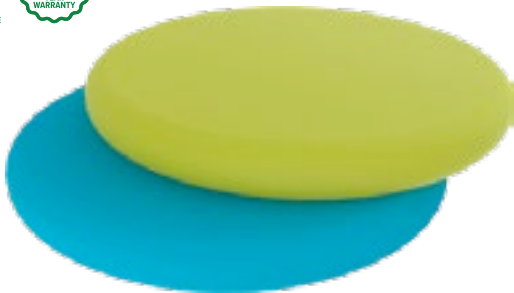


Create-A-Pods with Holder

A fun solution to student floor seating.

A fun way for students to comfortably sit on the floor and move around the library, classroom or break out area. Complete with 15 Create-A-Pods, including three each of our five bright and fun colours in easy to clean vinyl.

The Create-A-Pods holder is a mobile storage solution for the Create-A-Pods, which are comfortable foam-filled floor cushions that are manufactured to last due to their quality foam and durable construction. A fun way for students to comfortably sit on the floor and move around the library, classroom or break out area.



Dimensions

Style	Width	Depth	Height
Create-A-Pods	400mm	400mm	50mm
Create-A-Pod Holder	475mm	475mm	740mm

Colours Included



Features

- ▶ Create-A-Pods are covered in easy-to-clean Innova Pacifica Vinyl.
- ▶ Light in weight for students to move around the room with ease.
- ▶ Quality durable foam means that they will keep their shape.
- ▶ Heavy duty castors for ease of maneuverability.
- ▶ Easy for students to unload and load with the open front design.

Create-A-Mats Floor Cushions

Create comfortable and relaxing break out spaces for students.

Create the perfect break out corners for students to relax and rejuvenate with our comfortable Create-A-Mats.

Made from quality foam and durably constructed in Australia, our large Create-A-Mats are foam filled floor cushions manufactured to last. Designed to be used indoors, our Create-A-Mats are a portable and comfortable floor seating solution for students to move easily around the library, classroom and break out areas. Available in a variety of colours to complement any room style.

Dimensions

Style	Width	Depth	Height
Create-A-Mats	800mm	800mm	300mm
Floor Cushion	1200mm	800mm	300mm

Colour Options



Features

- ▶ Available in two different sizes to suit different room and student sizes.
- ▶ Available in a variety of colours to complement any room design.
- ▶ Light in weight for students to move around the room with ease.
- ▶ Quality durable foam means that they will keep their shape.



Scoop Rocker

A great addition to any flexible learning space!

Scoop Rockers are an essential flexible seating resource. Giving kids a slight movement while learning helps kids focus and concentrate. Their unique construction and stackable design makes storage in the classroom a breeze.

Dimensions

Width	Depth	Height
450mm	390mm	360mm

Colours Included (1 each per pack)



Features

- ▶ Pack of four mixed colours
- ▶ Wipe clean, water repellent
- ▶ Light and easy to move
- ▶ Streamlined design
- ▶ Space-saving stack-ability
- ▶ Suitable for children 3yrs+
- ▶ Not recommended for 23kg+ weight



Dimensions

Width	Depth	Height
550mm	550mm	450mm

Colour Options



Anywhere Student Chair

Comfortable, cushioned low seat ideal for sitting on the floor in a flexible seating arrangement in the classroom or school library.

These versatile low floor seats are lightweight and portable so children can collaborate in small flexible learning groups, placing their Anywhere Chair in a small group arrangement. They can also be easily moved by children into an independent learning zone for exploring projects on their own. Their compact size also makes them ideal for children to work in pairs with the teacher also seated for guided learning. This flexible floor seat can also be used in the school library for sharing stories, early childhood settings for group time and floor play or in high school libraries, break-out rooms, and classrooms.

Features

- ▶ Easily adjustable back rest
- ▶ Lays flat for easy storage.
- ▶ Removable microfibre cover is machine-washable
- ▶ Weight limit: 70kgs.



Dimensions

Size	Width	Depth	Height
Small	800mm	800mm	720mm
Medium	970mm	910mm	780mm

Chill Out Chair

A great addition to any flexible learning space!

Our comfy compressed foam chill-out chairs are perfect for classrooms, wellbeing hubs and libraries.

Features

- ▶ Wipe clean, water repellent
- ▶ 100% UV protected 300D Coated Polyester
- ▶ Light and easy to move
- ▶ Available in two sizes:
Small - Preschool/Lower Primary
Medium - Primary

Colour Options



Gem Ottomans

Fun, fresh and funky, Gem is a new take on the classic ottoman. Made from high grade density foam, the ottomans can be joined together to create one large lounge area. Gem can be covered in a range of fabrics to bring texture and colour to your breakout area or casual meeting area.

Features

- ▶ GECA certified high density commercial grade foam
- ▶ Lightweight construction
- ▶ Fully upholstered
- ▶ Top stitched cover for added strength
- ▶ MDF base
- ▶ 25mm (h) black nylon glides as standard

Options

- ▶ 50mm (h) black nylon glides option available.
- ▶ 50mm (h) stainless steel glides option available.
- ▶ 350x350mm options available.



Colour Options

Vinyl Finishes - Warwick Lustrell Charisma



Fabric Finishes - Warwick Ashcroft Encore



Gem Jubilee Ottoman (Round)

Dimensions

Width	Depth	Height
450mm	450mm	450mm
350mm	350mm	350mm

Gem Princess Ottoman (Square)

Dimensions

Width	Depth	Height
450mm	450mm	450mm
350mm	350mm	350mm



Ottoman Range

Fun, colourful and functional — our range of ottoman shapes not only create an interactive visual feature for libraries and breakout spaces, they are also rugged and versatile seats, built for the rigors of everyday use.

Finished in Wortley Access commercial grade polyester fabric for long-lasting comfort and durability. Other fabric, vinyl or leather finishes available on request.

Standard Fabric Colour Options



Options


- ▶ Commercial grade anti-bacterial foam on a heavy duty timber frame.
- ▶ Highly customisable with a huge range of available shapes, sizes, colours, finishes and fixtures.
- ▶ Designed to mix and match with other ottomans in the range as well as our Solaris lounges (**page 161**).



Polygon Ottomans

Dimensions

Width	Depth	Overall Height
840mm	1460mm	435mm



Jigsaw Ottomans

Dimensions


Style	Width	Depth	Height
Sm Rectangle	440mm	880mm	620mm
Lg Rectangle	440mm	1320mm	620mm
Square	880mm	880mm	420mm
Sm Corner	880mm	880mm	420mm
Lg Corner	880mm	1320mm	620mm



Hexagon Ottomans

Dimensions

Width	Depth	Overall Height
550mm	450mm	435mm



Quad Ottomans

Dimensions

Width	Depth	Overall Height
500mm	500mm	435mm



Solaris Soft Seating Range

An Australian made, fully upholstered range of modular lounges featuring GECA-certified antibacterial foam on a commercial grade timber frame. 25mm nylon glides on each module make it easy to arrange and configure your layout as needed.

Finished in Wortley Access commercial grade polyester fabric for long-lasting comfort and durability. Other fabric, vinyl or leather finishes available on request.

Standard Fabric Colour Options



Options

- ▶ Optional retractable joiner
- ▶ Optional 50mm glides in nylon or stainless steel (25mm nylon glides as standard)



Solaris Bench Lounge

Dimensions

Width	Depth	Overall Height	Seat Height
600mm			
1200mm	600mm	725mm	435mm
1800mm			



Solaris Corner Lounge

Dimensions

Width	Depth	Overall Height	Seat Height
970x970mm			
970x1200mm	600mm	725mm	435mm
1200x1200mm			



Solaris Curve Lounge

Dimensions

Width	Depth	Overall Height	Seat Height
1800mm (Radius 1275mm)	800mm	725mm	435mm



Solaris Inverted Lounge

Dimensions

Width	Depth	Overall Height	Seat Height
1800mm (Radius 1275mm)	800mm	725mm	435mm



Tia Lounge Range

An Australian made, fully upholstered range of lounges and armchairs featuring GECA-certified antibacterial foam on a commercial grade timber frame.

Finished in Wortley Access commercial grade polyester fabric for long-lasting comfort and durability. Other fabric, vinyl or leather finishes available on request.

Options

- ▶ Select from timber legs in chocolate, beech, mahogany, teak or walnut stain finish.
- ▶ Alternative stainless steel sled base.
- ▶ Refer to standard fabric range for Solaris Lounges (page 161).

Dimensions — Without Arms

Style	Width	Depth	Overall Height	Seat Height
Single	810mm			
2 Seater	1410mm	760mm	790mm	450mm
3 Seater	2010mm			

Dimensions — With Arms

Style	Width	Depth	Overall Height	Seat Height
Single	630mm			
2 Seater	1230mm	760mm	790mm	450mm
3 Seater	1800mm			



Booth Range

Booths are ideal for libraries and classrooms to create quiet reading or work zones. The high back and sides create a personal space free from distractions. Available in three seat widths combined with three options for side/back height.

Finished in Wortley Access commercial grade polyester fabric for long-lasting comfort and durability. Other fabric, vinyl or leather finishes available on request.

Options

- ▶ Optional 50mm aluminium glides (50mm stainless steel glides fitted as standard)
- ▶ Optional chrome 4-leg underframe.
- ▶ Refer to standard fabric range for Solaris Lounges (page 161).

Dimensions

Width	Depth	Overall Height	Seat Height
1025mm			
1525mm	830mm	Low Back (1020mm), Med Back (1320mm), High Back (1620mm)	430mm
2025mm			



Moona Chair

An attractive fully upholstered chair with antibacterial commercial grade foam on a one piece ply seat pan. Featuring cosmetic stitching and a tubular steel sled base, these seats are not just attractively designed but also lightweight and practical.

Available without arms in a stackable design for storage. Alternatively available with optional polypropylene arms (armchair model not stackable).

Finished in Wortley Access commercial grade polyester fabric for long-lasting comfort and durability. Other fabric, vinyl or leather finishes available on request.

Dimensions

Width	Depth	Height	Seat Height
550mm	595mm	840mm	490mm

Standard Fabric Colour Options



Rod Chair

Featuring a chrome finish steel sled base and a fully upholstered two-piece back and seat pad with commercial grade foam, Rod Chairs are designed for high use areas without sacrificing comfort.

Available without arms in a stackable design for storage. Alternatively available with optional arms with matching upholstery (armchair model not stackable).

Finished in Wortley Access commercial grade polyester fabric for long-lasting comfort and durability. Other fabric, vinyl or leather finishes available on request.

Refer to Moona Chair standard fabric options above.

Dimensions

Style	Width	Depth	Height	Seat Height
Stackable	455mm	595mm	870mm	490mm
Armchair	640mm			



Cosmic Stool

A fun and practical addition to any space.

A lightweight, minimalist design with a 360° footrest, the Cosmic Stool is the perfect seating solution for collaborative tables and benches.

Featuring a durable polypropylene seat and strong steel frame, the Cosmic Stool is lightweight, effortless to clean and has been tested to withstand anything you can throw at it! The added feature of a 360° footrest adds another level of comfort and postural support - and we know that comfort is key when it comes to the classroom.



Dimensions

Width	Depth	Height
399mm	399mm	505mm
399mm	399mm	605mm
496mm	496mm	655mm

Options

Available in three seat heights.



Features

- ▶ Multi-directional seat with continuous 360° footrest.
- ▶ Welded steel frame for strength and durability, finished in chip resistant powdercoat.
- ▶ Manufactured from easy to clean, highly durable polypropylene.
- ▶ Stain and UV resistant polypropylene seat.

Colour Options





Rosa Stool

Flexible classroom or office seating, suitable for any age. Easy to move - groups active sitting, flexible and free sitting experience. Find your natural sitting postures, exercise when sitting. Manufactured from ABS with soft PVC infill.

Dimensions

Seat Height	Width	Depth
330mm	380mm	380mm
380mm	380mm	380mm
430mm	380mm	380mm

Colour Options



Jari ActivStool

Jari means movement. It is impossible to actually sit on a Jari Stool, no lying back, no slouching and definitely no sitting still. With a rotating convex base Jari forms one leg of a stable tripod, your own legs provide the other two parts. That means you are constantly flexing, adjusting and moving; the ideal way to stay focussed and concentrate.

The coolest thing about Jari Stools is that it's gas height adjustable. That means it fits a huge range of students and just about any application. Height adjustment 40cm - 50cm (approx.)

Colour Options





Sebel Mobile Teachers Station

For those wanting an alternative to the traditional desk, the Mobile Teachers Station is a compact and flexible resource that's perfect for innovative learning environments. A practical tool designed with the active teacher in mind. Perfect for classrooms or meeting rooms, the station can be easily manouvered and securely locked.

Features

- ▶ Three lockable drawers including a file drawer.
- ▶ Ample 560mm shelving space for storage.
- ▶ Heavy duty castors for stability and secure locking.
- ▶ Australian made using 'E0' MDF that inhibits the growth of bacteria and mould.
- ▶ Finished with durable ABS edging for optimal stain resistance and cleaning.

Dimensions

	Width	Depth	Height
Tabletop	700mm	655mm	18mm
Unit	450mm	560mm	1060mm

Colour Options



Rigid Edge Tops are self-edged, i.e. the edge colour will match the chosen tabletop colour.

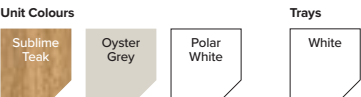


Soft Top Tote Storage Unit

Design conscious seating and storage system, all in one.

With its contemporary look and range of colours, it will make the perfect addition to your classroom, staffroom or library. The unit doubles as the perfect storage solution and seat. The upholstered foam padded top is comfortable to sit on as well as great for storing items in the six tote tubs or shelves.

Colour Options



Features

- ▶ Comes with 6 shelves and tote trays for storage compartments.
- ▶ Comfortable padded top, made from durable foam.
- ▶ Six white tote trays included.

Dimensions

Capacity	Width	Depth	Height
6 Totes	1185mm	460mm	520mm
8 Totes	1562mm	460mm	520mm



Check out
the Teachers
Pet on
page 45!

Colour Options

Rigid Edge Top Colours



Oyster Grey

Polar White

Rigid Edge Tops are self-edged, i.e. the edge colour will match the chosen tabletop colour.

Sebel Create-A-Cart

Practical teaching and mobile storage solution.

A creative and practical teaching solution, the Create-A-Cart is a magnetic whiteboard unit that encourages collaboration, and is a place to share ideas on the move.

Not only does the Create-A-Cart have a generous magnetic whiteboard surface for interactive working, whether in a group or individually, but the clever storage compartments provide convenient and easy access for all your classroom supplies. Easily and safely move the cart around and in between rooms, thanks to its durable and lockable castors.

Features

- ▶ Large magnetic whiteboard surface.
- ▶ Open shelves for storage, compatible with standard sized Tote Trays.
- ▶ Easy to manoeuvre with heavy duty lockable castors.
- ▶ Australian made, using 'EO' MDF that inhibits the growth of bacteria and mould.
- ▶ Finished with durable ABS edging for optimal stain resistance and cleaning.

Dimensions

Width	Depth	Height
750mm	550mm	1550mm





Dimensions

Width	Depth	Height
1447mm	450mm	720mm, 900mm

Colour Options



Smart Curved Bookcase

A design-conscious and functional storage solution. Perfect for defining classroom reading zones, libraries or breakout areas, these bookcases will bring style and order to your space.

Pair the Smart Curved Bookcase with tables to increase your working surface area with the bonus of close-to-hand storage of belongings and resources.

Combine the Smart Curved Bookcase with Smart Softies Lounges to create unique seating and meeting zones for students and teachers to enjoy, offering privacy and division of spaces.

Features

- ▶ Durable castors allow for easy manoeuvrability.
- ▶ Made from safe E0 board that inhibits bacteria and mould growth.
- ▶ The 720mm high option allows this unit to be configured with Low Back Smart Softies Lounges and used alongside standard height desks and other furniture.
- ▶ The 900mm high option allows this unit to be configured with High Back Smart Softies Lounges and standing height tables.
- Adjustable height shelves for greater flexibility.



Book Browser Bin

A functional book storage solution that allows for easy manoeuvrability around the classroom, library or breakout space. Keep your reading spaces and libraries neat and tidy with the Book Browser Bin. The bin is on castors so it can be moved around the room with ease. The bin is also easily accessible for all learning levels, including junior students.



Dimensions

	Width	Depth	Height
Overall	1196mm	454mm	847mm
Compartments	272mm	405mm	175mm

Colour Options



Features

- ▶ 18mm MDF structure with durable PVC edge.
- ▶ Sits on twin heavy duty castors, for ease of moving.
- ▶ Four compartments per level.



Smart Straight Bookcase

With a generous 450mm depth, there is ample storage capacity for books, files or tubs - functional storage that also looks great!

Pair the Smart Straight Bookcase with tables to increase your working surface area with the bonus of close-to-hand storage of belongings and resources.

Combine the Smart Straight Bookcase with Smart Softies Lounges to create unique seating and meeting zones for students and teachers to enjoy, offering privacy and division of spaces.

Features

- ▶ Durable castors allow for easy manoeuvrability.
- ▶ Made from safe E0 board that inhibits bacteria and mould growth.
- ▶ The 720mm high option allows this unit to be configured with Low Back Smart Softies Lounges and used alongside standard height desks and other furniture.
- ▶ The 900mm high option allows this unit to be configured with High Back Smart Softies Lounges and standing height tables.
- Adjustable height shelves for greater flexibility.

Dimensions

Width	Depth	Height
1230mm	450mm	720mm, 900mm

Colour Options



Book Display Unit

Available in a Sublime Teak or Oyster Grey finish, the Book Display Unit makes a great addition to classrooms, libraries and breakout spaces.

Students are able to find their favourite books easily with the Book Display Unit, where all books are visible. The storage unit is a practical and flexible way to store books in the classroom or library. The unit is on castors for easy manoeuvrability allowing it to also be used as a room divider in the classroom.



Dimensions

Width	Depth	Height
1200mm	400mm	965mm

Colour Options



Features

- ▶ 18mm MDF structure with durable PVC edge.
- ▶ Sits on heavy duty castors for ease of moving.
- ▶ Easy to move around the classroom with easy to access hand holds.
- ▶ Wave shaped book dividers.
- ▶ Ample storage shelves on the reverse.
- ▶ Top storage compartment ideal for stationery.



Dimensions

Style	Width	Depth	Height
Single (5 Trays)	380mm	440mm	920mm
Double (10 Trays)	740mm	440mm	920mm
Triple (15 Trays)	1100mm	440mm	920mm

Metal Mobile Tote Trolleys

Perfect for organising and storing student resources.

Compatible with our tote trays, these metal trolleys are designed to withstand the rigours of classroom use and give many years of colourful organisation. Available in single (stores 5 trays), double (stores 10 trays) or triple (stores 15 trays) column configurations.

Assembly required. Trolleys only - trays sold separately.

Features

- ▶ Strong powder-coated steel construction
- ▶ Heavy-duty lockable castors
- ▶ Fixed non-adjustable shelves

Colour Options (Tabletop)



Mobile Tote Trolleys

The perfect storage solution for the classroom!
Constructed from structural MDF with an attractive White Oak wood laminate finish. Compatible with our tote trays, these tote trolleys are available in 12 or 16 bay configurations.

Assembly required. Trolleys only - trays sold separately.

Features

- ▶ Commercial grade MDF with laminate finish
- ▶ Heavy-duty lockable castors
- ▶ Fixed non-adjustable shelves

Dimensions

Style	Width	Depth	Height
12 Bay	1180mm	450mm	860mm
16 Bay	1440mm	450mm	860mm



Tote Trays

A space saving classroom tote tray perfect for everything from literacy resources, art and craft supplies to STEAM equipment.

Tote Tray Lids to suit also available separately.

Features

- ▶ Stackable and portable
- ▶ Colour-code for classroom organisation
- ▶ To suit tote tray trolleys on **page 170**

Dimensions

Width	Depth	Height
320mm	430mm	125mm

Colour Options



Sebel 12 Tote Storage Unit

A popular choice in all school spaces including classrooms, common rooms, staffrooms and libraries. This functional storage solution will help you to maximise storage space and maintain tidy areas with ease. The storage unit offers ample space for storing and organising a variety of resources. 12 trays included.

Features

- ▶ Castors allow easy manoeuvrability
- ▶ Comes with 12 heavy duty Tote Trays for storage
- ▶ Perfect for any school or learning environment

Colour Options



Dimensions

Product	Width	Depth	Height
Trolley	1175mm	435mm	865mm
Tote Tray	435mm	325mm	125mm



Sebel Mobile Tote & Bag Storage Range

Brighten your learning environment with Sebel’s flexible, functional and colourful Mobile Tote & Bag Storage Range. One storage unit can be arranged and re-arranged again and again for teaching materials, personal storage and bag storage. Castors provide smooth mobility allowing storage units to be moved easily for use as room dividers, with 900h & 1060h options for student ‘stand-at’ benching.

Features

- ▶ A range of configurations provide variety including double, triple and quadruple units with an assortment of tray combinations.
- ▶ Storage units are Australian made using ‘EO’ MDF with durable ABS edging
- ▶ All units come with heavy duty castors for easy movement
- ▶ Tough, functional and stackable tote trays are available in 3 depths - shallow (75mm H), deep (150mm H) and jumbo (300mm H).
- ▶ All trays are fully interchangeable between units.
- ▶ Compact 450mm depth gives more space back for student movement.

Colour Options

Trolley Colours (Double & Triple Bay)

Sublime Teak

Oyster Grey

Polar White

(Quad Bay)

Charcoal

Tote Trays

Trans-lucent

Royal Blue

Grass Green

Dimensions

Style	Width	Depth	Height
Double Bay	708mm	450mm	900mm
			1060mm
Triple Bay	1051mm	450mm	900mm
			1060mm
Quadruple Bay	1382mm	450mm	900mm
			1060mm



Classroom Rugs

A colourful placement rug is a wonderful accessory to any classroom and can be used in a wide variety of ways.

A must-have for every classroom from early childhood settings through to High School break-out rooms and libraries. They are a gathering place – a place for the whole class to meet, small groups to collaborate, and for kids to build one-on-one connections.

Our rugs are ideal for setting up learning spaces and defining zones. Your classroom library will have its own designated reading zone or you can place rugs at the front of the classroom for collaboration, reflection, guided or independent learning.

Features

- ▶ Made from high quality cut pile polyester blend with a non-slip latex backing.
- ▶ Withstands heavy foot traffic
- ▶ Soil resistant and easily wiped down or vacuumed to maintain the vibrant colour



Rainbow Blocks Rug

Dimensions

Width	Depth
3000mm	2000mm



Colour Squares Placement Rug

Dimensions

Style	Width	Depth
24 Squares	3000mm	2000mm
30 Squares	4000mm	3000mm



Campfire Rug

Dimensions

Width	Depth
4000mm	3000mm



Mosaic Sky Rug

Dimensions

Width	Depth
3000mm	2000mm



Colour Wheel Rug

The Colour Wheel Rug is a vibrant and engaging addition to any classroom. Featuring a dynamic colour wheel pattern, this rug is designed to inspire creativity and spark imagination in artistic spaces.

Dimensions

Width	Depth
2000mm	2000mm



Colours of Australia Rugs

These rugs can be used in a school or classroom library for creating reading and learning zones. Ideal for all ages from Early Childhood and Preschool settings, through to Primary and High School.

Dimensions

Style	Width	Depth
Squares	4000mm	3000mm
Circles	3000mm	2000mm



Indigenous Seasons Rug

Designed by First Nations artist DJ Mate. Available in two sizes. Made from high a quality cut-pile polyester blend with a non-slip latex backing

Dimensions

Width	Depth
1500mm	1000mm
3000mm	2000mm



Dreamtime Country Sacred Lands Mat

Featuring the stunning artwork "My Country, Sacred Place" by John Smith Gumbula, this floor mat is a powerful visual representation of Aboriginal identity, culture, and spiritual connection to Country.

Dimensions

Width	Depth
2000mm	1400mm




My Turtle Dreaming Mat & Stepping Stones

A beautiful, printed floor mat featuring the artwork "My Turtle Dreaming" by Darug artist Leanne Watson. This kit also includes set of 11 turtle stepping stones from the same artwork. Each turtle matches the floor mat and can be used to promote positional language, matching and sorting.

Dimensions

Width	Depth
2000mm	1400mm



Create-A-Table Rectangle

Dimensions

Width	Depth	Table Heights (mm)
750mm	600mm	720
1200mm	600mm	535, 580, 630, 680, 720

Options

- ▶ Product pictured with optional Performance Edge and writeable top. Castors available. See **page 19** for further information.



Create-A-Table Single

Dimensions

Width	Depth	Table Heights (mm)
750mm	685mm	720

Options

- ▶ Performance Edge not available on this table. Pictured with castors (4 leg glides available). See **page 19** for further information.



Create-A-Table Double

Dimensions

Width	Depth	Table Heights (mm)
1370mm	685mm	720

Options

- ▶ Performance Edge not available on this table. Castors available. See **page 19** for further information.



Create-A-Table Round

Dimensions

Width	Depth	Table Heights (mm)
1200mm	1200mm	720

Options

- ▶ Performance Edge not available on this table. Pictured with castors (4 leg glides available). See **page 19** for further information.



Create-A-Table Dome

Dimensions

Width	Depth	Table Heights (mm)
1370mm	900mm	720

Options

- ▶ Performance Edge not available on this table. Castors available. See **page 19** for further information.



Create-A-Table Stingray

Dimensions

Width	Depth	Table Heights (mm)
1170mm	890mm	720

Options

- ▶ Performance Edge not available on this table. Castors available. See **page 19** for further information.



Dimensions

Diameter	Height
1200mm	710mm

Colour Options

Rigid Edge Top Colours



Rigid Edge Tops are self-edged, i.e. the edge colour will match the chosen tabletop colour.

Focus Round Table

The Focus table allows you to adapt your classroom for project based learning and enhances group interaction.

A practical and space-saving design that doesn't interfere with occupants' knees and has minimum obstruction at floor level. The contemporary single column and all-welded powdercoated steel base is easy to clean and suitable for indoor use.



Features

- ▶ Low maintenance and easy to clean Rigid Edge laminated tabletops.
- ▶ Adjustable floor tips assist in levelling the table on uneven floor surfaces.
- ▶ Durable and versatile steel powdercoated column and legs.
- ▶ Table stem and leg design provides maximum support and stability.

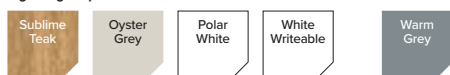


Dimensions

Style	Width	Depth	Height
Small	1500mm	750mm	725mm
Large	1800mm	750mm	725mm

Colour Options

Rigid Edge Top Colours



Rigid Edge Tops are self-edged, i.e. the edge colour will match the chosen tabletop colour.

Pirouette Rectangle Flip Table Collaborative

The ultimate 'nesting' table solution. The flip tables feature a simple one-handed side latch to allow users to flip and nest groups of tables with ease. The simple and convenient flip mechanism is easily accessible, making reconfiguring a space fast and effortless, creating a seamless experience for both teaching staff and students.

Features

- ▶ Space saving folding and nesting table solutions.
- ▶ Solid and durable metal frame and leg system.
- ▶ Durable structural board with a laminated top finish.
- ▶ Easy one-handed side latch to allow for easy flip and nest.
- ▶ Durable lockable castors make it easy to reconfigure and nest.
- ▶ Maximised leg spacing (and clearance) enhances user experience.
- ▶ Articulating leg enables simple leg-within-leg nesting solution.
- ▶ Sleek minimalist design profile.



Dimensions

Style	Width	Depth	Height
Small	1200mm	600mm	725mm
Large	1370mm	685mm	725mm

Colour Options

Rigid Edge Top Colours

Sublime Teak

Oyster Grey

Polar White

White Writeable

Frame

Warm Grey

Rigid Edge Tops are self-edged, i.e. the edge colour will match the chosen tabletop colour.

Performance Edge Top

Fog Grey

White Writeable

Performance Edge

Warm Grey

Pirouette Rectangle Flip Table

The ultimate ‘nesting’ table solution. The flip tables feature a simple one-handed side latch to allow users to flip and nest groups of tables with ease. The simple and convenient flip mechanism is easily accessible, making reconfiguring a space fast and effortless, creating a seamless experience for both teaching staff and students.

Features

- ▶ Space saving folding and nesting table solutions.
- ▶ Solid and durable metal frame and leg system.
- ▶ Durable structural board with a laminated top finish.
- ▶ Easy one-handed side latch to allow for easy flip and nest.
- ▶ Durable lockable castors make it easy to reconfigure and nest.
- ▶ Maximised leg spacing (and clearance) enhances user experience.
- ▶ Articulating leg enables simple leg-within-leg nesting solution.
- ▶ Sleek minimalist design profile.
- ▶ Lifetime warranty on Performance Edge top.

Options

- ▶ Pictured with optional Performance Edge and writeable top.



Colour Options

Rigid Edge Top Colours

Sublime Teak

Oyster Grey

Polar White

White Writeable

Rigid Edge Tops are self-edged, i.e. the edge colour will match the chosen tabletop colour.

Kneeling Table

Pairs perfectly with Create-A-Pods and Cushpods to create a kneeling table solution. A fun and engaging group learning table. The Kneeling Table works great in a library, breakout space or any group learning environment.

Features

- ▶ Designed to sit at the perfect height with Sebel Soft Furniture settings.
- ▶ A generous surface size that maximises use and versatility.
- ▶ Available in several laminate colours to complement most spaces.
- ▶ Stylish and sturdy cylindrical legs with chip resistant powdercoat finish.

Dimensions

Width	Depth	Height
1200mm	600mm	430mm



Dimensions

Width	Depth	Height
1500mm	750mm	720mm
1800mm	750mm	720mm

Kindred Flip Top Table

Kindred Flip-Top Tables are a smart, robust folding table solution that will bring cutting edge design to your office at an affordable price.

Features

- ▶ Durable flip-top mechanism quickly pivots tabletop into an upright position for easy transportation and storage.
- ▶ Includes 4 heavy duty lockable castors.
- ▶ Laminex commercial range finish.

Colour Options

Tabletop			Frame	
White	Beech	Natural Oak	White	Black



Dimensions

Width	Depth	Height
1500mm	750mm	720mm

Modulus Flip Top Table

Modulus flip table frames are the industry leaders. Strong, AFRDI certified and flexible. The polished foot is excellent for training spaces that have dirty workwear - meaning a hardy, easy clean finish in all the right places.

Features

- ▶ Durable flip-top mechanism quickly pivots tabletop into an upright position for easy transportation and storage.
- ▶ Includes 4 heavy duty lockable castors.

Colour Options (Tabletop)

White	Elegant Oak
-------	-------------

Smart Table

Flexible and versatile to accommodate classroom needs.

Designed to work with the Smart Softies and Smart Bookcases to create library and classroom settings or used on their own.

Enhance your working environment with the durable and functional Smart Tables. Featuring lockable castors and an optional writeable surface, this versatile table design is ideal for universities, libraries, classrooms, and meeting rooms.



Features

- ▶ Writeable surface option available.
- ▶ Durable structural board with an easy-to-clean laminated top finish.
- ▶ Modular – works as standalone or with the Smart Softies range to complete a group setting.
- ▶ Durable lockable castors make the tables easy to reconfigure.
- ▶ Steel frame offers stability and maximised leg space without interfering with chairs and users.
- ▶ Large sized tabletop allowing for optimised working area.

Colour Options

Rigid Edge Top Colours

Sublime Teak

Oyster Grey

Polar White

White Writeable

Frame

Warm Grey

Rigid Edge Tops are self-edged, i.e. the edge colour will match the chosen tabletop colour.



Smart Table Rectangle

Dimensions

Width	Depth	Height
1200mm	600mm	720mm or 900mm

Smart Table Curved

Dimensions

Width	Depth	Height
1629mm	600mm	720mm or 900mm



Massey Desk Range

Colour Options



The Massey range of essential student desks combines durability, functionality, and affordability.

Features durable, easy to clean laminate tabletops with matching ABS edging on a sturdy steel frame. Mix and match individual desk shapes and tabletop colours to create colourful and engaging learning zones.

Options

- ▶ The Massey range is highly customisable to order.
- ▶ Square tube steel, fixed-height legs are standard across the range. Height-adjustable square or round legs are optionally available.
- ▶ Heavy duty castors option available on some desks.



Square Student Desk

Dimensions

Width	Depth	Height
600mm	600mm	720mm



Rectangle Student Desk

Dimensions

Width	Depth	Height
1200mm	600mm	720mm



Half-Round Student Desk

Dimensions

Width	Depth	Height
1200mm	600mm	713mm

Pictured as a combined set of 2 desks.



Clover Height Adjustable Desk

Dimensions

Width	Depth	Height
1200mm	1200mm	Adjustable

Stools not included, shown for decorative purposes only.



Half Donut Guided Reading Table

Dimensions

Width	Depth	Height
1800mm	900mm	713mm

Pictured as a combined set of 2 desks.



Tri Table

Dimensions

Width	Depth	Height
1015mm	960mm	713mm

Pictured as a combined set of 3 desks.



Flag 13 Table

Height-adjustable or fixed

Dimensions

Width	Depth	Height
1385mm	753mm	713mm (fixed)
1385mm	753mm	Adjustable



Half Flag 13 Table

Height-adjustable or fixed

Dimensions

Width	Depth	Height
715mm	753mm	713mm (fixed)
715mm	753mm	Adjustable



Half Circle Flag 13 Table

Height-adjustable or fixed

Dimensions

Width	Depth	Height
1340mm	711mm	713mm (fixed)
1340mm	711mm	Adjustable



Apple 1200 Collaborative Table

Dimensions

Width	Depth	Height
1200mm	1200mm	713mm



Quadrant Table

Height-adjustable or fixed

Dimensions

Radius	Cutout	Height
1000mm	400mm	713mm (fixed)
1000mm	400mm	Adjustable

Pictured as a combined set of 4 desks. Ottomans not included, shown for decorative purposes only.



Round Student Desk

Dimensions

Width	Depth	Height
1200mm	1200mm	713mm



Crescent Table

Dimensions

Width	Depth	Height
1800mm	1200mm	Adjustable

Pictured with optional castors.



Carrel Desk

Dimensions

Width	Depth	Height
900mm	600mm	720mm Tabletop + 450mm Curved Sides



Autex Composition Acoustic Fabric

Composition is an acoustic fabric made in solid colours that is designed to be used in the same way as wallpaper. Delivers excellent acoustic performance. Pinnable, hook-and-loop receptive surface. Customisable for limitless branding and design options through in-house cutting. Made from extremely durable polyester for demanding applications.

Composition is supplied as a 1220mm wide roll and available to be ordered by the linear metre (minimum order 5m).

With multiple colour and design options available, contact Maxim's project specialists to discuss your particular needs. Bulk discounts and installation service available.

Features

- ▶ Targets speech frequencies
- ▶ Improves speech intelligibility
- ▶ Pinnable, hook and loop receptive surface
- ▶ An alternative finish to paint
- ▶ Durable and easily maintained
- ▶ Floor to ceiling solution with no vertical joins
- ▶ Easy installation around windows and openings
- ▶ Carbon neutral
- ▶ 10mm thick




Autex Vertiface Acoustic Fabric

A durable and versatile fabric wall covering made from 100% polyester fibre, with a soft velour finish on one side, and sleek flat pile on the other. Available in a diverse colour palette, Vertiface can be used in a range of applications as a furnishing fabric, wall covering, and acoustic panel overlay.

Features

- ▶ Versatile fabric that is easily customisable
- ▶ Can be used as a furnishing fabric, wallcovering, and acoustic panel overlay
- ▶ Perfect for resurfacing operable walls
- ▶ Porous fabric ideal for overlaying acoustic panels
- ▶ Pinnable and hook and loop receptive with a self-healing surface
- ▶ Design flexibility with a diverse colour palette
- ▶ Carbon neutral
- ▶ 3mm thick





Autex Composition Peel 'n' Stick Tiles

Dimensions

Tile Width	Tile Height	Pack Sizes
600mm	600mm	6 tiles / 38 tiles

Colour Options (Composition & Vertiface)

Bark	Sargazo	Vintage	Chilli	Blazing Red	Simba	Beehive
Ink	Calypso	Stonewash	Atlantis	Electric Blue	Muralla	Gherkin
Octane	Jade	Granny Smith	Lime	Acros	Sage	Spearmint
Koala	Flatiron	Myst	Parthenon	Opera	Savoye	Porcelain
Falling Water	Pinnacle	Petronas	Empire	Cavaller		

Composition Peel'n'Stick is an acoustic fabric tile that features a self-adhesive backing. Delivers excellent acoustic performance. Pinnable, hook-and-loop receptive surface. Made from extremely durable polyester for demanding applications. Composition tiles are 600x600mm in size and available in standard pack sizes of 6 tiles or 38 tiles.

With multiple colour and design options available, contact Maxim's project specialists to discuss your particular needs. Bulk discounts and installation service available..

Features


- ▶ Interactive alternative to paint
- ▶ Durable and easily maintained
- ▶ Pinnable, hook and loop receptive surface
- ▶ No dry time during installation
- ▶ Targets speech frequencies
- ▶ Improves speech intelligibility
- ▶ Carbon neutral







Autex acoustic linings add value and interest to learning environments.

Whiteson Group engaged Maxim Office Group to supply Autex Groove Panels on a tight schedule, aligning with a renovation planned for the school holidays at St Michael's Grammar School in Melbourne. The project featured the use of Groove Panel Version 1 and Frontier Beams.



Whiteson Group also engaged Maxim when carrying out a refresh at OSG Leeton. This project required Autex Groove Panel in multiple colours, custom cut to a circular design resulting in a spectacular look. This project also utilised Acoustic Timber in a Natural Tasmanian Oak finish, to minimise noise in a staffroom area from a nearby thoroughfare.



Autex Frontier Acoustic System

An innovative acoustic baffle system designed for targeted sound absorption for ever-changing open-plan workspaces, retail, education, and hospitality applications. Frontier allows designers to mix and match colours and styles, create endless configurations, and enjoy quick and stress-free installations. Available as fins or rafts.

Features

- ▶ Create a more comfortable and personalised experience by tuning the acoustic effect. Simply move the fins or rafts closer together or further apart.
- ▶ Mount fins or rafts flush to the ceiling to 'blend in', fix them to rails or suspend them using extension rods.
- ▶ Frontier is available in 9 base styles which can be configured to fit the space perfectly.
- ▶ Frontier is available in a wide range of solid, pattern, stone and textured swatches. Contact Maxim for a guide.
- ▶ Installed quickly and efficiently, saving time on site.
- ▶ Features an air gap in certain styles for improved acoustic performance.



Autex Cube Acoustic Panels

A lightweight but semi-rigid panel made from compressed polyester felt that has endless design flexibility. In standard panel sizes with options of 12 mm or 24 mm thicknesses, Cube works hard to reduce reverberation and control background chatter.

Features

- ▶ Delivers excellent acoustic performance
- ▶ Solid colour and smooth finish, with no edging or capping required.
- ▶ Highly durable, providing long-term stability and performance.
- ▶ A versatile medium that is highly customisable.
- ▶ Adds depth and texture unlike paint.
- ▶ Cube is available in a wide range of solid, pattern, stone and textured swatches. Contact Maxim for a guide.
- ▶ Simple installation.
- ▶ Carbon neutral.





Options

- ▶ Available with an optional Hideaway Seat.
- ▶ Products pictured with seat included.

Colour Options



Hideaway Hood

The Hideaway Hood provides a personal refuge for kids in search of sanctuary. Creating the space to carry out a solo task, take a break or just reset. Assembly required.

Features

- ▶ Creates solo refuge in an open plan learning environment.
- ▶ Acoustic hood reduces distractions and increases focus.
- ▶ Allows students to self regulate, enhancing personal wellbeing.
- ▶ Materials, colours and textures directly inspired by nature.
- ▶ Durable timber construction with commercial grade upholstery.

Dimensions

	Width	Depth	Height
Hood	535mm	1100mm	1200mm
Seat	440mm	800mm	540mm



Colour Options



Laylow Pad

The Laylow Pad creates a comfortable and personal area for sitting or lying. The pads can easily be flipped to provide contrasting textures allowing students to decide their sensory experience.

Features


- ▶ Creates a personal area within a shared environment.
- ▶ Dual textured upholstery allows alternate sensory experiences.
- ▶ Increases student comfort allowing them to stay focused for longer.
- ▶ Materials, colours and textures directly inspired by nature.
- ▶ Commercial grade upholstery.

Dimensions

Width	Depth	Height
400mm	400mm	150mm



Colour Options



Laylow Raft

The Laylow Raft can be folded, coiled or curled to create personal or shared spaces. Upholstered in contrasting textures allows students to decide their sensory experience.

Features

- ▶ Creates a flexible and adaptable low-to-ground breakout area.
- ▶ Dual textured upholstery allows alternate sensory experiences.
- ▶ Increases student comfort allowing them to stay focused for longer.
- ▶ Materials, colours and textures directly inspired by nature.
- ▶ Commercial grade upholstery.

Dimensions

Width	Depth	Height
1000mm	450mm	70mm



Learning Hut

The Learning Hut provides a refuge space for up to 4 students to gather and collaborate together, free from distraction. Separation without isolation.

Options

- ▶ Available with an optional upholstered seatpad topper.
- ▶ Products pictured with upholstered seatpad included.

Colour Options



Features

- ▶ Creates a landmark within the classroom for students to gather.
- ▶ Integrated seating and table allows for up to 4 students to collaborate.
- ▶ Divides space and creates more ownable areas within the classroom.
- ▶ Materials, colours and textures directly inspired by nature.
- ▶ Durable timber construction with commercial grade upholstery.

Dimensions

	Width	Depth	Height
Hut	1235mm	700mm	1700mm
Seat	-	-	360mm
Table	-	-	550mm



Colour Options



Rocking Perch


The Rocking Perch inspires rhythmic movement while the ridged seatpad creates a sensory experience. Giving students the ability to self-regulate and be in control of their wellbeing.

Features

- ▶ Increases student comfort allowing them to stay focused for longer
- ▶ Rocking allows students to stay active within a stationary area
- ▶ Upholstered ridged seatpad provides a sensory experience
- ▶ Materials, colours and textures directly inspired by nature
- ▶ Durable timber construction with commercial grade upholstery.

Dimensions

Width	Depth	Height
305mm	475mm	225mm



Colour Options



Wobble Seat

The Wobble Seat provides dynamic movement allowing students to rotate, tilt and stay active in a stationary environment. Comfort and focus in one.

Features

- ▶ Increases student comfort allowing them to stay focused for longer
- ▶ Rotation and tilt allows students to stay active within a stationary area
- ▶ Upholstered seat provides a tactile sensory experience
- ▶ Materials, colours and textures directly inspired by nature
- ▶ Durable timber construction with commercial grade upholstery.

Dimensions

Width	Depth	Height
380mm	380mm	135mm

SCHOOL HALLS & EXAM ROOMS





Folding Square Exam Desk

Durable and stable exam desk.

Folding exceptionally flat, Sebel's folding examination tables are not only suitable for examinations but for everyday use. Ideal for classrooms, examination rooms and anywhere a temporary table is required. Performance Edge tops offer added durability and comfort with their tamper proof design!

Dimensions

Trolley Available

Width	Depth	Height
600mm	600mm	720mm

Colour Options

Top	Edge	Frame
Fog Grey	Warm Grey	Warm Grey

Features

- ▶ Easy to fold, frame collapses flat for ease of storage and can be stacked to optimise space.
- ▶ Suitable for examinations and everyday use.
- ▶ Durable tamper resistant injection mould polypropylene Performance Edge with laminated top.
- ▶ Easy storage and manoeuvrability with optional trolley (12 unit capacity).
- ▶ Lifetime warranty on the Performance Edge top.



Folding Rectangle Exam Desk

Durable and stable exam desk.

Folding exceptionally flat, Sebel's folding examination tables are not only suitable for examinations but for everyday use. Ideal for classrooms, examination rooms and anywhere a temporary table is required. Performance Edge tops offer added durability and comfort with their tamper proof design!

Dimensions

Trolley Available

Width	Depth	Height
900mm	450mm	720mm

Colour Options

Top	Edge	Frame
Fog Grey	Warm Grey	Warm Grey

Features

- ▶ Easy to fold, frame collapses flat for ease of storage and can be stacked to optimise space.
- ▶ Suitable for examinations and everyday use.
- ▶ Durable tamper resistant injection mould polypropylene Performance Edge with laminated top.
- ▶ Easy storage and manoeuvrability with optional trolley (15 unit capacity).
- ▶ Lifetime warranty on the Performance Edge top.



Table Trolley

Table Trolleys are ideal when you need to unpack, store or transport tables quickly between rooms, events or functions.

Sebel's Table Trolleys are made with highly stable multi-wheel designs which can safely stack tables and can be easily used by just one person. This makes them the ideal way to ensure the safety of your staff and meet your Occupational Health and Safety obligations.

Features

- ▶ There is a Table Trolley suitable for the Folding Exam Square Desk, Folding Exam Rectangle Desk and the DuraLite Table.
- ▶ Heavy duty steel frame and base is durable and designed for frequent use.
- ▶ Large wheels provide easy manoeuvrability.

Dimensions

Style	Width	Depth	Height	Table Capacity
Folding Exam Square Desk Trolley	665mm	685mm	965mm	12 units
Folding Exam Rectangle Desk Trolley	990mm	540mm	965mm	15 units



Dimensions

Width	Depth	Height
750mm	500mm	725mm

Plastic Top Folding Exam Table

The folding exam table is lightweight yet durable and stores easily when not in use. The table has a variety of uses from exam desk to a temporary classroom or outdoor desk.

Features

- ▶ Solid steel frame with a tough ABS top.
- ▶ Lightweight and durable.
- ▶ Built in pencil tray.
- ▶ Folding legs for easy storage.
- ▶ Trolley available.



Postura Plus Linking Chair

This larger version of Australia's No.1 selling school chair has been manufactured with more width and height, ensuring superior comfort.

The Postura Plus Linking Chair has been expertly and ergonomically designed for adults, and is perfect for Secondary School students, teachers, University, TAFE and community use.



Dimensions

Width	Depth	Seat Height	Overall Height
520mm	540mm	460mm	805mm

Colour Options



Postura Plus 4 Seat Auditto Unit

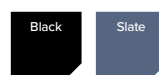
This larger version of Australia's No.1 selling school chair has been manufactured with more width and height, ensuring superior comfort.

This four-seat unit is designed for mass seating applications where quick set up and pack up is required. Stacking up to 10 units high for optimal space saving, the Auditto Unit is perfect for waiting rooms, TAFE, corporate and community use.

Dimensions

Width	Depth	Seat Height	Overall Height
1870mm	515mm	450mm	800mm

Colour Options





Colour Options



Progress Chair

Lightweight, stackable, linkable and seriously comfortable. Progress chairs are a no brainer when it comes to functions, student gatherings and events.

Progress chairs have long been the go-to choices for schools and assembly halls. Providing a generous sized seat for maximum support and a built in backrest hinge which responds to the individual, maximum comfort and lumbar support is assured.

Dimensions

	Width	Depth	Height
Progress Chair	490mm	530mm	845mm
Progress Linking Chair	510mm	530mm	845mm



Integra Chair

Specifically designed for intensive use applications, the iconic Integra Chair was truly built to last.

Integra is lightweight, stackable, comfortable and ultra-durable, making it a perfect choice for any indoor or outdoor space. Plus, we have fire retardant options available for prison and institutional facility requirements.

Unrivalled in strength and durability, the Integra has been the chair of choice for leisure centres, prisons, institutional facilities, schools, universities, churches, community halls, recreational and sporting applications as well as alfresco dining. The list goes on!

Features

- ▶ No assembly is required with this one-piece fully injection moulded chair with solid leg construction.
- ▶ Made from tough, hard-wearing polypropylene with reinforced ribbing to provide structural strength and controlled flexing while ensuring superior comfort.
- ▶ Supports a static seated load of 450kg.
- ▶ The high-tech polypropylene is stain resistant and contains antistatic and UV stabilisers.
- ▶ Smooth ungrained surface enhances the appearance and allows for low maintenance and easy cleaning.
- ▶ Light in weight, easy to move, yet strong and durable.
- ▶ Chairs can be stacked up to 15 high for easy storage.
- ▶ Stacked chairs can be manoeuvred easily with the use of the Integra Chair Trolley.

Dimensions

Width	Depth	Height
510mm	560mm	810mm

Colour Options





Rod Chair

Features

- ▶ Fully upholstered seat pad and back.
- ▶ Antibacterial commercial grade GECA certified foam.
- ▶ Stackable.
- ▶ Steel sled base in a chrome finish.
- ▶ Large range of fabric, vinyl and leather upholstery options available for this chair. Contact Maxim for further details.
- ▶ Maximum weight limit 150kg.

Dimensions

	Width	Depth	Height
Overall	455mm	595mm	870mm
Seat	435mm	470mm	490mm
Back	480mm	-	395mm

Chair Trolleys

Chair Trolleys are ideal when you need to conveniently move or store seating, between rooms, events or functions.

Sebel's Chair Trolleys are made with highly stable multi-wheel designs which can safely stack chairs and can be easily used by just one person. This makes them the ideal way to ensure the safety of your staff and meet your Occupational Health and Safety obligations.

Features

- ▶ There is a Chair Trolley suitable for the Integra, Postura range, Hobnob, Progress and Auditto 4 Seat Unit.
- ▶ Heavy duty steel frame and base is durable and designed for frequent use.
- ▶ Frame is finished with powdercoating for increased durability and chip resistance
- ▶ Integra/Postura/Hobnob Trolley features a high rear handle to make handling and balance easier
- ▶ Large wheels provide easy manoeuvrability.

Dimensions

Style	Width	Depth	Height	Capacity
Integra/Postura/Hobnob Trolley	670mm	180mm	1180mm	12 units
Progress Chair Trolley	650mm	1160mm	1265mm	12 units
Postura Plus 4 Seat Auditto Trolley	1944mm	530mm	455mm	10 units





Professional Black Lectern

Professional and stylish black powder coated lectern with bonus LED light and signage solution.

Features

- ▶ Black powder coated steel body with black melamine shelves.
- ▶ Non-perforated top section for title or logo signage.
- ▶ Bonus A3 clear magnetic signage sleeve.
- ▶ Bonus flexi clip on battery powered LED light.
- ▶ Stable A-leg design with 4x locking castors.
- ▶ Second shelf for storage.
- ▶ Flat pack design and easy self-assembly.
- ▶ Top shelf: 600 x 400mm, middle shelf: 550 x 260mm.

Dimensions

Width	Depth	Height
545mm	450mm	1200mm



Height Adjustable Mobile Desk

Discover the perfect blend of function and style with our height adjustable Mobile Desk. Designed for flexibility, it's ideal as a laptop desk or a simple workspace in the office, classroom or home.

Features

- ▶ Adjust anywhere between 760mm sitting to 1110mm standing position using the convenient side lever.
- ▶ Adjustable desk angle - go from flat to a comfortable tilted angle or completely vertical for stackable storage using easy use lever.
- ▶ 2 lockable wheels - move the desk around with ease.
- ▶ Strong enough to hold up to 8kg and built to last.
- ▶ Compact design while still offering ample workspace room.
- ▶ Multi-purpose all-in-one solution that can be used as a laptop desk, projector stand, lectern or a mobile workspace.
- ▶ Easy setup - simple to assemble instructions.

Dimensions

Width	Depth	Height
700mm	560mm	780-1110mm



Folding Round Trestle Tables

Ideal for seated events, these folding round trestle tables allow for the fast and easy configuration of a school hall or other space for seated events such as fundraisers, dinners or ceremonies.

With a sturdy metal folding frame, the tables are available in 3 sizes allowing patrons to be seated on all sides. When not in use, the tables can then be flattened and stacked for transport or storage on its dedicated trolley.

Dimensions

Style	Tabletop Diameter
6 Seater	1200mm
8 Seater	1500mm
10 Seater	1800mm



LOCKERS & STORAGE





Statewide School Lockers



Statewide lockers are manufactured in Australia and have a lifetime warranty, meaning you can be assured of their quality, durability and after sales support. All Statewide lockers are fully welded to ensure the highest level of strength. Single door lockers, two door and three door lockers include internal door stiffeners to increase strength and reduce the potential for flexing.

Don't want just one colour? Multi-colouring is available to really set your workplace apart!

Features

- Secure three point lock mechanism
- Additional locking systems available
- Single piece wrap around steel body
- Durable powder coat finish
- Ventilated doors
- Personal shelf
- Hanging rail
- Side fitted coat hooks
- Lifetime warranty

Dimensions

Style	Width	Depth	Height
Single Door	300, 380mm	450mm	1800mm
2 Door	300, 380mm	450mm	1800mm
3 Door	300, 380mm	450mm	1800mm
4 Door	300, 380mm	450mm	1800mm

Colour Options

Traditional Colours



Bright Colours



Ripple Finish



Textura Anti-Mar Finish (Fine Ripple)



Textura is a tough, anti-mar powder coat finish that combines a contemporary look with the ability to withstand scratches and knocks encountered in public areas.



CUSTOM
COLOURS
AVAILABLE
TO ORDER





Dimensions

Style	Width	Depth	Height
3 Door	385mm	500mm	1800mm
4 Door	385mm	500mm	1800mm
6 Door	385mm	500mm	1800mm
8 Door	385mm	500mm	1800mm

Colour Options



Heavy Duty Plastic Lockers

These durable lockers bring a whole new meaning to the phrase 'heavy duty'. This quality plastic lockers range has endless applications as it is suited to any environment. Coming with a 20 year warranty period allows you to relax in knowing that if treated properly, the lockers are truly built to last and endure any use!

Features

- ▶ Water resistant
- ▶ UV proof
- ▶ Vandal proof
- ▶ Easy to clean
- ▶ Low maintenance
- ▶ Multiple locking options
- ▶ Eco friendly/recyclable
- ▶ 20 year warranty
- ▶ Door colours can be mixed

Options

- ▶ A range of optional accessories are available to increase the lockers' functionality:
 - Sloping Top
 - Locker Bench
 - Locker Stand
 - Numbering
 - Hanging Rail
 - Inner Shelf
 - Plinths
 - Clothes Hooks
- ▶ Standard lock options include integrated keyed locks or hasps for padlocks.

Master Lock Combination Padlock

Combination security for keyless convenience on your lockers.

Features

- ▶ 48mm wide double-reinforced stainless-steel body.
- ▶ Hardened steel shackle for extra cut resistance.
- ▶ Easy 3-number dialling with automatic scrambling feature to prevent reopening of lock.
- ▶ 7mm diameter shackle, 19mm vertical shackle clearance, 21mm horizontal shackle clearance.
- ▶ Block Guard anti shim technology withstands attempts to violate the latch mechanism.
- ▶ Override control key for supervisory access is a restricted key and not supplied with individual padlocks.





Thinc Mobile Phone Locker

This innovative solution is the first of its kind and designed specifically for the classroom and school environment. It is equipped with a RFID Locking system to securely store up to 40 mobile phones. The distinct design of the locker allows it to be easily installed and secured onto any wall with the included galvanised screws. Strong and durable steel construction with a plexiglass translucent door for clear vision of the stored items.

Each locker comes ready to use and equipped with two pre-programmed swipe cards. Up to thirteen additional swipe cards can be programmed to the same locker, giving schools the flexibility to decide on how many swipe cards per locker. Additionally, each swipe card can be assigned to a single locker or, depending on the school's overall plan, multiple lockers. This allows schools to choose how they want the system to be run and customise it to their individual needs.

Dimensions

Width	Depth	Height	Weight
480mm	200mm	300mm	14kg

Options

- Extra swipe cards available separately.
- Keyring fob tags also available separately, providing the same functionality as the RFID swipe cards in a durable and convenient format.



Dimensions

Style	Width	Depth	Height
4 Door	300mm	300mm	600mm
8 Door	600mm	300mm	600mm
12 Door	900mm	300mm	600mm
16 Door	1200mm	300mm	600mm
20 Door	1500mm	300mm	600mm

Statewide Tablet Lockers

Statewide tablet lockers are manufactured in Australia and have a lifetime warranty, meaning you can be assured of their quality, durability and after sales support. Tablet lockers are supplied with wall-mount holes at the rear (fixings not included) and are perfect for tablets, mobile phones, wallets, purses and other small personal items.

Features

- Secure single point lock mechanism.
- Durable powder coat finish.
- Key lock, provision for padlock, mechanical or digital combination lock options available.
- 100% Australian Made.
- Manufactured using 100% recyclable steel with up to 10% recycled materials.
- Opening: 240mmW x 115mmH

Colour Options

- See colour options for Statewide Lockers on **page 199**.



Mobile Planter Box

Our mobile planter is available in two sizes and adds a touch of greenery to your credenza, cupboard or shelf. It's designed to fit perfectly and enhance your workspace with natural beauty.

Features

- ▶ FSC certified timber construction.
- ▶ Smaller box features 3 holes for plants, larger box features 5 holes.
- ▶ 10 year warranty.

Dimensions

Style	Width	Depth	Height
Small	900mm	450mm	300mm
Large	1650mm		



Planter Wall

Bring a touch of the outdoors inside with the Axis Planter wall. The ideal solution for dividing rooms adding subtle ambience and creating a natural look in your office. This vertical garden is an exceptional, unobtrusive addition to any environment looking for a more natural touch.

Features

- ▶ Durable steel frame in Black powder coat
- ▶ Standard imitation plants in black pots
- ▶ Stones for base
- ▶ Pre-drilled hole locations for dyna bolting unit securely to the floor

Dimensions

Width	Depth	Height
1000mm	200mm	2000mm

Agile Planter Box

The Agile Planter Box is available in either black or white powdercoat. The planter box is a great way to add a touch of greenery and nature to the office. The unit has 3x 234mm diameter holes on the top making it easy to store and position the plants.

Features

- ▶ Black or White powder coated steel
- ▶ Stylish perforation pattern on the exterior
- ▶ 3 pot plant holes

Dimensions

Width	Depth	Height
900mm	450mm	200mm



Steel Pigeonhole Shelving

This versatile Steelco Pigeonhole cabinet is ideal for storing categorised small items. Constructed from powder coated quality steel, it can be easily constructed by the user on site to save freight costs or the Maxim team can arrange assembly.

Features

- ▶ All steel construction
- ▶ Available in 20 or 40 compartments
- ▶ DIY assembly
- ▶ Slide in dividers offering flexibility
- ▶ Available in two colours
- ▶ Quality powder coated finish
- ▶ 3 year product warranty

Colour Options



Dimensions

Style	Width	Depth	Height
20 Bay Unit	1000mm	386mm	940mm
40 Bay Unit	1000mm	386mm	1830mm





Compactus Filing Systems

The smart hand-operated compacting storage system specifically designed for office deployment. Get the most out of your precious floor space while improving inventory and file access through better organisation. Compactus configurations offer high capacity storage at almost half the floor space of typical filing cabinets.

Welded pre-fabricated steel base modules mean that there's no need for floor preparation, and adjustable feet compensate for uneven floors. Welded steel box sections are supported by crowned load wheels fitted with ball bearings for ease of movement and horizontal lateral guide wheels prevent cabinets from tipping.

All Compactus units are fitted with a standard single-point, internal, key-activated locking mechanism fixing into the platform base, with an optional overhead locking system available for greater security.

Contact Maxim for a quote on your desired configuration.

Typical Configurations

Cabinet Depths:

- 425mm
- 325mm



BOC-A

Base Size: 2560 x 950 or 1245
Carcass Height: 1850/2000/2150
Overall Height: 2020/2170/2320
Aisle Width: 860
Shelf Side: 900 or 1200 x 400
Storage Capacity: (900) 21.6 LM
(1200) 28.8 LM



BOC-B

Base Size: 2560 x 950 or 1245
Carcass Height: 2000
Overall Height: 2170
Aisle Width: 610
Shelf Side: 900 or 1200 x 300
Storage Capacity: (900) 32.4 LM
(1200) 43.2 LM



BOC-C

Base Size: 2560 x 950 or 1245
Carcass Height: 2000
Overall Height: 2170
Aisle Width: 735
Shelf Side: 900 or 1200 x 300 & 400
Storage Capacity: (900) 27.0 LM
(1200) 36.0 LM



BOC-D

Base Size: 3200 x 950 or 1245
Carcass Height: 1850/2000/2150
Overall Height: 2020/2170/2320
Aisle Width: 650
Shelf Side: 900 or 1200 x 400
Storage Capacity: (900) 32.4 LM
(1200) 43.2 LM



BOC-E

Base Size: 3200 x 950 or 1245
Carcass Height: 2000
Overall Height: 2170
Aisle Width: 600
Shelf Side: 900 or 1200 x 300
Storage Capacity: (900) 43.2 LM
(1200) 57.6 LM



BOC-F

Base Size: 3200 x 950 or 1245
Carcass Height: 2000
Overall Height: 2170
Aisle Width: 625
Shelf Side: 900 or 1200 x 300 & 400
Storage Capacity: (900) 37.8 LM
(1200) 50.4 LM



BOC-G

Base Size: 4160 x 950 or 1245
Carcass Height: 1850/2000/2150
Overall Height: 2020/2170/2320
Aisle Width: 760
Shelf Side: 900 or 1200 x 400
Storage Capacity: (900) 43.2 LM
(1200) 57.6 LM



BOC-H

Base Size: 4160 x 950 or 1245
Carcass Height: 2000
Overall Height: 2170
Aisle Width: 585
Shelf Side: 900 or 1200 x 300
Storage Capacity: (900) 59.4 LM
(1200) 79.2 LM



Uni-Shelving Systems

Uni-Shelving is a versatile storage system that can be easily added to or reconfigured, ideal for the growing business. This modular system can be made mobile with the addition of Aislesaver runners and bases. Uni-Shelving bays are available in various height and width configurations.

Features

- ▶ Shelves are adjustable in 25mm increments
- ▶ Uni-Shelf is compliant to the relevant standards and practices for steel shelving
- ▶ Manufactured locally in Australia using quality Colorbond BlueScope steel
- ▶ 100kg Shelf carrying capacity (UDL)
- ▶ Suitable for multi-tier shelving and mezzanine systems
- ▶ Attaching add on bays to a starter bay can extend the run of shelving to suit
- ▶ 10-year product warranty

Dimensions

Style	Width	Depth	Height
900mm Starter Bay	900mm	400mm	2175mm
900mm Add-On Bay			
1200mm Starter Bay	1200mm	400mm	2175mm
1200mm Add-On Bay			

Colour Options



900mm Starter Bay



900mm Add-On Bay



1200mm Starter Bay



1200mm Add-On Bay



Statewide Filing Cabinets



Australian made and owned. Manufactured from 100% recyclable Bluescope steel and carrying a lifetime warranty, Statewide filing cabinets are made to endure. Each filing cabinet features a single lock mechanism and anti-tilt mechanism, while each drawer is equipped with heavy duty runners and a reference label holder.

Features

- ▶ Secure lock mechanism
- ▶ Single piece wrap around body
- ▶ Anti tilt mechanism
- ▶ Heavy duty runner system
- ▶ Reference label holder
- ▶ Australian Made

Colour Options

Traditional Colours



Bright Colours



Ripple Finish



Textura Anti-Mar Finish (Fine Ripple)



Textura is a tough, anti-mar powder coat finish that combines a contemporary look with the ability to withstand scratches and knocks encountered in public areas.

Dimensions

Style	Width	Depth	Height
2 Drawer	467mm	610mm	715mm
3 Drawer			1019mm
4 Drawer			1325mm



Statewide Lateral Filing Cabinets

Statewide Lateral Filing Cabinets are designed for high density storage, allowing the storage of more files while taking up a minimal footprint in your office. They are available with all the same features, colour range and durable construction of the traditional vertical Statewide Filing Cabinets.

Dimensions

Style	Width	Depth	Height
2 Drawer	450mm	900mm	715mm
3 Drawer			1020mm
4 Drawer			1325mm



Statewide Economy Stationery Cupboards

Statewide Economy Stationery Cupboards are strong, functional, and durable. The Economy Cupboard comes with secure three point locking and a choice of 13 colours. This cupboard is sure to be with your business for years to come.

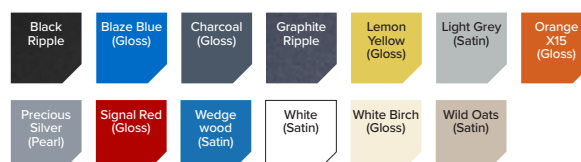
Features

- ▶ Secure lock mechanism.
- ▶ 3 point key, latch, digital or mechanical code locking.
- ▶ Durable powder coat finish.
- ▶ Welded body.
- ▶ Supplied fully assembled.
- ▶ Fully welded Galvanised Bluescope Steel (100% recyclable).

Dimensions

Width	Depth	Height
900mm	450mm	1020mm
		1850mm
		2000mm

Colour Options



Statewide Executive Cupboards

Features

- ▶ Secure three point lock mechanism
- ▶ Durable powder coat finish
- ▶ Key lock, provision for padlock, mechanical or digital combination lock options available
- ▶ Manufactured using 100% recyclable steel with up to 20% recycled materials
- ▶ One side has hanging rail with 2 coat hooks, and fixed boot shelf. Other side has 3 adjustable shelves.
- ▶ Internal shatter resistant mirror
- ▶ Perforated door ventilation
- ▶ Heavy gauge steel
- ▶ Arrives fully assembled
- ▶ For colour options, see Statewide Economy Cupboards colour range above.

Dimensions

Width	Depth	Height
900mm	450mm	1850mm



Tambour Cupboards are supplied with a number of shelves, per the below table. Extra fixtures and contents shown above are for illustrative purposes only. Contact Maxim for more information on optional accessories.

Statewide Tambour Cupboards



Features

- ▶ Secure single point lock mechanism.
- ▶ Single piece wrap around steel body.
- ▶ Adjustable feet.
- ▶ Durable powder coat finish.
- ▶ PP receding tambour doors in a choice of white, metallic silver, light grey or beige.
- ▶ Fully welded Galvanised Bluescope Steel body (100% recyclable).


Dimensions

Width	Depth	Height	Inclusions
900mm	455mm	1200mm	2 Shelves
1200mm		1050mm	2 Shelves
		1200mm	3 Shelves
		1850mm	3 Shelves
		2000mm	4 Shelves

These tambour cupboards are manufactured in Australia and have a lifetime warranty, meaning you can be assured of their quality, durability and after sales support. This folding door cupboard enhances the layout of any office while being practical and versatile for storage and filing.

Colour Options

Traditional Colours



Bright Colours



Ripple Finish



Textura Anti-Mar Finish (Fine Ripple)



Textura is a tough, anti-mar powder coat finish that combines a contemporary look with the ability to withstand scratches and knocks encountered in public areas.



Sebel Mobile Tote & Bag Storage Range

Brighten your learning environment with Sebel's flexible, functional and colourful Mobile Tote & Bag Storage Range. One storage unit can be arranged and re-arranged again and again for teaching materials, personal storage and bag storage. Castors provide smooth mobility allowing storage units to be moved easily for use as room dividers, with 900h & 1060h options for student 'stand-at' benching.

Features

- ▶ A range of configurations provide variety including double, triple and quadruple units with an assortment of tray combinations.
- ▶ Storage units are Australian made using 'EO' MDF with durable ABS edging
- ▶ All units come with heavy duty castors for easy movement
- ▶ Tough, functional and stackable tote trays are available in 3 depths - shallow (75mm H), deep (150mm H) and jumbo (300mm H).
- ▶ All trays are fully interchangeable between units.
- ▶ Compact 450mm depth gives more space back for student movement.

Colour Options

Trolley Colours (Double & Triple Bay)



(Quad Bay)



Tote Trays



Dimensions

Style	Width	Depth	Height
Double Bay	708mm	450mm	900mm
			1060mm
Triple Bay	1051mm	450mm	900mm
			1060mm
Quadruple Bay	1382mm	450mm	900mm
			1060mm

Custom Bag Storage Units



A cost-effective and practical storage solution designed specifically for classrooms.

Our custom school bag storage units combine dedicated space for school bags and storage trays, helping to reduce clutter and maintain a more organized learning environment.

Ideal for storing each student's stationery, workbooks, or project materials in the provided trays. Each tray is paired with an open compartment beneath, suitable for individual student school bags.

As with all classroom furniture from Maxim, our Bag Storage Units are built for durability and long-term use. Constructed from eco-friendly E0 board—a sustainable medium-density fibreboard—this unit supports cleaner air quality by minimizing toxins in the learning environment.

The Maxim Bag Storage Unit is also a great addition to libraries, STEM labs, and breakout areas. The tote trays are excellent for organizing hands-on learning tools such as Lego, art supplies, robotics kits, and more—so nothing gets lost in the mix.

Features

- ▶ Designed with space for school bags to keep student belongings tidy and accessible.
- ▶ Can accommodate tote trays—perfect for organizing writing and stationery supplies.
- ▶ Made from environmentally friendly E0 board to ensure a toxin-free classroom environment.

Options

- ▶ Available in configurations of 6, 9, 12, 15 and 16 bags.
- ▶ Can be made to accommodate tote trays.
- ▶ Fixed version available with kick plate rather than castors.

Colour Options



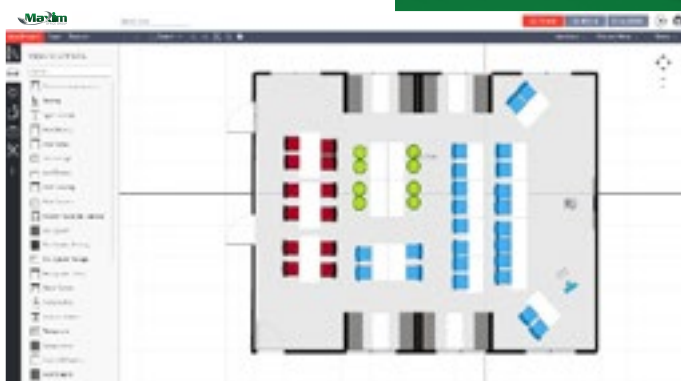
DESIGN THE ROOM



INSERT YOUR FURNITURE



ORGANISE THE LAYOUT



VIEW IT IN 3D



Design your working or learning space with Maxim Office Group

Maxim is here to help you with your next furniture project. We work closely with schools to help achieve the perfect solution for both students and staff. Let us help you optimise your classrooms, breakout spaces, staffroom, office space and library to the maximum.

Below are our 5 stages of design:

1. Discovery

What resources do you currently have and what areas are there for improvement?

2. Inspiration

What ideas would you like incorporated into the design?

3. Design

We will create interactive 3D projections of your chosen designs.

4. Review

We will meet with you again to review the design and ensure it meets your needs.

5. Finalise

The necessary changes will be made to deliver your perfect solution.

Everything you need.
None of the hassle.



Follow the latest developments in
education and office products



Ph: 1800 25 35 35
sales@maximofficegroup.com.au
www.maximofficegroup.com.au

ABN 80 634 406 769